


Van Zandt County
Monthly Financial & Investment Report
Month Ending March 31, 2021

TO BE RECORDED IN THE APRIL 28, 2021 MINUTES

OF THE COMMISSIONERS' COURT.

BY VAN ZANDT COUNTY CLERK.

SUBMITTED THIS THE 27TH DAY OF APRIL 2021




Kenny Edwards, Treasurer

The Van Zandt County Commissioners' Court, having reviewed the Treasurer's Report as presented, having taken reasonable steps to ensure its accuracy, and based upon presentations of the Treasurer's Office, does hereby approve the Report, subject to the independent auditor's review and does further order that it be filed with the official minutes of this meeting. {LGC 114.026(c)}

In addition, the below signatures affirm that the Treasurers' Report complies with statutes as referenced. {LGC 114.026(d)}S




Don Kirkpatrick, Van Zandt County Judge




Chad LaPrade

Commissioner Precinct #1




Keith Pearson

Commissioner Precinct #3



Virgil Melton, Jr.

Commissioner Precinct #2



Tim West

Commissioner Precinct #4

Van Zandt County

Monthly Financial & Investment Report

Month Ending March 31, 2021

TO BE RECORDED IN THE APRIL 28, 2021 MINUTES

OF THE COMMISSIONERS' COURT.

BY VAN ZANDT COUNTY CLERK.

SUBMITTED THIS THE 27TH DAY OF APRIL 2021.



Kenny Edwards, Treasurer

The Van Zandt County Commissioners' Court, having reviewed the Treasurer's Report as presented, having taken reasonable steps to ensure its accuracy, and based upon presentations of the Treasurer's Office, does hereby approve the Report, subject to the independent auditor's review and does further order that it be filed with the official minutes of this meeting. {LGC 114.026(c)}

In addition, the below signatures affirm that the Treasurers' Report complies with statutes as referenced. {LGC 114.026(d)}S

Don Kirkpatrick, Van Zandt County Judge

Chad LaPrade

Commissioner Precinct #1

Keith Pearson

Commissioner Precinct #3

Virgil Melton, Jr.

Commissioner Precinct #2

Tim West

Commissioner Precinct #4



P.O. Box 3188 • Longview, Texas 75606 • 903-237-5500
 MEMBER FDIC EQUAL HOUSING LENDER

Return Service Requested

Date 3/31/21
 PRIMARY ACCOUNT
 ENCLOSURES

Page 1
 449



TXBT VAN ZANDT COUNTY
 FINANCIAL CLEARING
 121 E DALLAS RM 101
 CANTON TX 75103

C H E C K I N G A C C O U N T

| | | | |
|-----------------------|--------------|--------------------------|----------------------|
| PUBLIC FUNDS CHECKING | | NUMBER OF ENCLOSURES | 449 |
| ACCOUNT NUMBER | [REDACTED] | Statement Dates | 3/01/21 thru 3/31/21 |
| PREVIOUS BALANCE | 891,343.84 | DAYS IN STATEMENT PERIOD | 31 |
| 36 DEPOSITS | 4,135,757.61 | AVERAGE LEDGER | 1,037,848.19 |
| 446 CHECKS/DEBITS | 3,674,234.30 | AVERAGE COLLECTED | 1,032,502.32 |
| SERVICE CHARGE | .00 | | |
| INTEREST PAID | .00 | | |
| CURRENT BALANCE | 1,352,867.15 | | |

D E P O S I T S A N D O T H E R C R E D I T S

| Date | Description | Amount |
|------|-----------------------------|--------------|
| 3/01 | INV-PAYMTS COMP JUDICIARY | 5,050.00 |
| | CTX | |
| 3/01 | DEPOSIT | 38,082.34 |
| 3/02 | DEPOSIT | 388.36 |
| 3/03 | INV-PAYMTS TX HISTORICAL CM | 84,713.76 |
| | CTX | |
| 3/03 | DEPOSIT | 4,995.00 |
| 3/04 | INV-PAYMTS COMP JUDICIARY | 21,000.00 |
| | CTX | |
| 3/04 | INV-PAYMTS JUVENILE JUSTICE | 46,056.00 |
| | CTX | |
| 3/04 | INV-PAYMTS TX DPT CRIML JST | 64,681.00 |
| | CTX | |
| 3/04 | PAY VZ CO APPRAISAL | 342,439.71 |
| | PPD | |
| 3/04 | PAY VZ CO APPRAISAL | 1,725,843.79 |
| | PPD | |
| 3/04 | DEPOSIT | 432.38 |
| 3/05 | INV-PAYMTS JUVENILE JUSTICE | 12,609.95 |
| | CTX | |
| 3/05 | DEPOSIT | 132,133.26 |
| 3/08 | DEPOSIT | 59,470.16 |
| 3/09 | DEPOSIT | 144,650.80 |
| 3/10 | DEPOSIT | 27,071.84 |
| 3/11 | DEPOSIT | 15,980.66 |
| 3/12 | DEPOSIT | 108.85 |
| 3/12 | DEPOSIT | 54,319.18 |



TXBT-024-018835-001-023-210403 018940 K04
 75103149626

018940



VAN ZANDT COUNTY
 FINANCIAL CLEARING
 121 E DALLAS RM 101
 CANTON TX 75103

PUBLIC FUNDS CHECKING [REDACTED] (Continued)

| DEPOSITS AND OTHER CREDITS | | |
|----------------------------|---|--------------|
| Date | Description | Amount |
| 3/15 | DEPOSIT | 10,024.49 |
| 3/16 | INV-PAYMTS HEALTH HUMAN SVC CTX | 60.00 |
| 3/16 | DEPOSIT | 1,364.00 |
| 3/17 | INV-PAYMTS TX AGRICULTURE CTX | 2,051.92 |
| 3/17 | DEPOSIT | 114,334.96 |
| 3/18 | INV-PAYMTS CPA STATE FISCAL CTX | 5,167.71 |
| 3/18 | DEPOSIT | 59,078.58 |
| 3/19 | INV-PAYMTS JUVENILE JUSTICE CTX | 46,058.00 |
| 3/22 | DEPOSIT | 34,327.30 |
| 3/23 | DEPOSIT | 1,420.00 |
| 3/24 | DEPOSIT | 577.00 |
| 3/25 | DEPOSIT | 18,477.70 |
| 3/26 | INV-PAYMTS TX ATTORNEY GEN CTX | 4,642.78 |
| 3/29 | DEPOSIT | 9,756.69 |
| 3/30 | DEPOSIT | 3,416.04 |
| 3/31 | WIRE TRANSFER CREDIT VAN ZANDT COUNTY FINANCIAL CLEARING FUND ATTN KENNY EDWARDS 121 E DALLAS ST STE 101 FEDERATED SERVICES COMPANY FEDERATED INVESTORS TOWER PITTSBURGH PA 152223 20210331A1Q002CC004845 20210331MMQFMPJR000060 03311255FT01 | 1,000,000.00 |
| 3/31 | DEPOSIT | 44,973.40 |

WITHDRAWALS AND OTHER DEBITS

| Date | Description | Amount |
|------|--------------------------|-------------|
| 3/04 | Payroll 3 5 2021 | 218,631.26- |
| 3/04 | PAYMENT BANKCARD \TEL | 8,186.00- |

TXBT-024-018835-001-023-210403 018940 K04

Date 3/31/21
 PRIMARY ACCOUNT
 ENCLOSURES

Page 3
 [REDACTED]
 449

VAN ZANDT COUNTY
 FINANCIAL CLEARING
 121 E DALLAS RM 101
 CANTON TX 75103

PUBLIC FUNDS CHECKING [REDACTED] (Continued)

| WITHDRAWALS AND OTHER DEBITS | | |
|------------------------------|--|---------------|
| Date | Description | Amount |
| 3/05 | REF: LOCATION#78331 ACCT#2340100001 PIN#113282 WIRE TRANSFER DEBIT | 1,300,000.00- |
| | TEX POOL | |
| 3/05 | Live PR CK 26618 | 354.62- |
| 3/05 | Debt Service Transfer | 130,030.72- |
| 3/08 | USATAXPYMT IRS CCD 220146754451700 | 58.76- |
| 3/08 | PAYMENT VISA \WEB 400365XXXXX5849 | 515.39- |
| 3/08 | PAYMENTS NATIONWIDE PPD | 2,875.00- |
| 3/08 | USATAXPYMT IRS CCD 220146732071851 | 62,390.33- |
| 3/09 | CHILDSUPP Texas SDU CCD 210670001956265 | 794.78- |
| 3/09 | INSURANCE AFLAC CCD 0XH48480237 | 5,851.88- |
| 3/15 | RECEIVABLE TEXAS COUNTY DRS CCD 0333 | 88,979.06- |
| 3/17 | REF: VAN ZANDT COUNTY CSCD 023 WIRE TRANSFER DEBIT TDCJ | 4,852.85- |
| 3/17 | Payroll Transfer 03192021 | 223,541.86- |
| 3/18 | USATAXPYMT IRS CCD 220147741638701 | 64,178.67- |
| 3/19 | PAYMENTS NATIONWIDE PPD | 2,875.00- |
| 3/22 | CHILDSUPP Texas SDU CCD 210780001972394 | 530.77- |
| 3/25 | Grand Jury Transfer | 440.00- |
| 3/30 | Payroll 04012021 | 249,132.70- |

CHECKS IN NUMERICAL ORDER

| Date | Check No | Amount | Date | Check No | Amount |
|------|----------|--------|------|----------|--------|
| 3/23 | 73171 | 21.19 | 3/05 | 73606* | 715.50 |

* Indicates break in check number sequence



VAN ZANDT COUNTY
 FINANCIAL CLEARING
 121 E DALLAS RM 101
 CANTON TX 75103

PUBLIC FUNDS CHECKING

[REDACTED] (Continued)

CHECKS IN NUMERICAL ORDER

| Date | Check No | Amount | Date | Check No | Amount |
|------|----------|-----------|------|----------|----------|
| 3/01 | 73721* | 1,155.00 | 3/03 | 73926 | 92.50 |
| 3/02 | 73731* | 350.00 | 3/01 | 73928* | 78.28 |
| 3/01 | 73733* | 18,165.10 | 3/01 | 73932* | 493.43 |
| 3/04 | 73752* | 375.00 | 3/01 | 73933 | 3,740.92 |
| 3/30 | 73768* | 600.53 | 3/01 | 73935* | 160.08 |
| 3/10 | 73802* | 60.00 | 3/01 | 73936 | 77.00 |
| 3/10 | 73867* | 7.50 | 3/01 | 73937 | 605.00 |
| 3/03 | 73879* | 144.00 | 3/01 | 73938 | 8,234.26 |
| 3/16 | 73880 | 120.00 | 3/01 | 73941* | 298.60 |
| 3/01 | 73884* | 213.25 | 3/05 | 73942 | 700.00 |
| 3/02 | 73885 | 76.41 | 3/01 | 73943 | 1,873.26 |
| 3/01 | 73887* | 49.26 | 3/01 | 73944 | 43.21 |
| 3/01 | 73889* | 2,500.00 | 3/04 | 73945 | 640.58 |
| 3/02 | 73890 | 1,078.00 | 3/01 | 73946 | 2,163.75 |
| 3/01 | 73891 | 134.04 | 3/04 | 73947 | 90.65 |
| 3/01 | 73892 | 658.00 | 3/03 | 73948 | 825.00 |
| 3/01 | 73894* | 1,843.24 | 3/01 | 73949 | 5,413.70 |
| 3/04 | 73897* | 285.40 | 3/02 | 73950 | 6,292.00 |
| 3/01 | 73898 | 70.00 | 3/02 | 73951 | 63.80 |
| 3/05 | 73899 | 1,055.78 | 3/05 | 73952 | 135.00 |
| 3/02 | 73903* | 46.55 | 3/01 | 73953 | 5,956.00 |
| 3/02 | 73904 | 3,498.00 | 3/03 | 73954 | 187.00 |
| 3/01 | 73905 | 774.80 | 3/01 | 73958* | 5,232.00 |
| 3/03 | 73906 | 300.00 | 3/01 | 73959 | 6,270.00 |
| 3/03 | 73907 | 828.64 | 3/01 | 73960 | 143.75 |
| 3/01 | 73908 | 396.00 | 3/02 | 73961 | 35.34 |
| 3/01 | 73910* | 25.57 | 3/02 | 73962 | 1,250.00 |
| 3/01 | 73911 | 580.61 | 3/01 | 73963 | 50.00 |
| 3/03 | 73912 | 178.65 | 3/23 | 73964 | 205.94 |
| 3/03 | 73913 | 607.00 | 3/04 | 73965 | 31.22 |
| 3/02 | 73914 | 430.00 | 3/05 | 73968* | 75.00 |
| 3/03 | 73915 | 36.36 | 3/09 | 73970* | 10.00 |
| 3/09 | 73917* | 11,754.00 | 3/08 | 73973* | 85.94 |
| 3/02 | 73918 | 3,850.00 | 3/04 | 73974 | 128.62 |
| 3/01 | 73919 | 73.00 | 3/08 | 73975 | 7,601.62 |
| 3/01 | 73920 | 10,681.68 | 3/02 | 73976 | 3,605.25 |
| 3/19 | 73923* | 60.00 | 3/01 | 73977 | 197.52 |
| 3/01 | 73924 | 20.00 | 3/01 | 73978 | 64.22 |
| 3/03 | 73925 | 3,358.31 | 3/03 | 73979 | 280.00 |

* Indicates break in check number sequence

VAN ZANDT COUNTY
 FINANCIAL CLEARING
 121 E DALLAS RM 101
 CANTON TX 75103

PUBLIC FUNDS CHECKING

[REDACTED] (Continued)

| CHECKS IN NUMERICAL ORDER | | | | | |
|---------------------------|----------|-----------|------|----------|-----------|
| Date | Check No | Amount | Date | Check No | Amount |
| 3/01 | 73980 | 164.50 | 3/09 | 74030 | 20.00 |
| 3/01 | 73982* | 576.76 | 3/04 | 74031 | 19.46 |
| 3/08 | 73984* | 228.00 | 3/12 | 74032 | 12,609.95 |
| 3/01 | 73985 | 11,421.72 | 3/02 | 74033 | 125.00 |
| 3/01 | 73989* | 1,660.00 | 3/02 | 74034 | 372.00 |
| 3/22 | 73991* | 50.00 | 3/03 | 74035 | 524.56 |
| 3/02 | 73992 | 32.55 | 3/02 | 74036 | 9.00 |
| 3/04 | 73993 | 350.00 | 3/03 | 74037 | 223.53 |
| 3/09 | 73995* | 182.20 | 3/05 | 74038 | 119.26 |
| 3/01 | 73996 | 1,746.21 | 3/03 | 74039 | 181.06 |
| 3/01 | 73997 | 37.98 | 3/05 | 74040 | 1,738.65 |
| 3/01 | 73998 | 383.15 | 3/02 | 74041 | 153.00 |
| 3/02 | 73999 | 244.49 | 3/02 | 74042 | 189.44 |
| 3/02 | 74001* | 151.96 | 3/03 | 74043 | 765.90 |
| 3/01 | 74003* | 40.95 | 3/09 | 74044 | 1,516.31 |
| 3/02 | 74004 | 52.08 | 3/15 | 74045 | 1,134.00 |
| 3/01 | 74005 | 83.62 | 3/09 | 74046 | 518.00 |
| 3/01 | 74006 | 141.89 | 3/09 | 74047 | 1,840.00 |
| 3/01 | 74007 | 239.25 | 3/10 | 74048 | 4,642.78 |
| 3/15 | 74009* | 200.00 | 3/09 | 74049 | 200.00 |
| 3/01 | 74010 | 900.00 | 3/09 | 74050 | 1,875.00 |
| 3/04 | 74012* | 2,208.00 | 3/10 | 74051 | 2,015.24 |
| 3/01 | 74013 | 213.84 | 3/10 | 74053* | 600.53 |
| 3/02 | 74014 | 90.00 | 3/09 | 74054 | 181.30 |
| 3/02 | 74015 | 99.90 | 3/11 | 74055 | 141.35 |
| 3/03 | 74016 | 95.00 | 3/10 | 74056 | 1,362.00 |
| 3/09 | 74017 | 417.49 | 3/16 | 74057 | 51.99 |
| 3/08 | 74018 | 42.87 | 3/09 | 74059* | 750.72 |
| 3/05 | 74019 | 37.42 | 3/11 | 74060 | 705.14 |
| 3/01 | 74020 | 375.00 | 3/15 | 74061 | 1,525.00 |
| 3/01 | 74021 | 108.18 | 3/11 | 74062 | 33.27 |
| 3/11 | 74022 | 3.00 | 3/09 | 74063 | 1,708.20 |
| 3/05 | 74023 | 50.00 | 3/10 | 74064 | 615.00 |
| 3/03 | 74024 | 1,000.00 | 3/08 | 74065 | 135.00 |
| 3/02 | 74025 | 703.94 | 3/10 | 74066 | 27,203.00 |
| 3/02 | 74026 | 50.00 | 3/09 | 74067 | 430.00 |
| 3/02 | 74027 | 1,500.00 | 3/09 | 74068 | 1,807.31 |
| 3/08 | 74028 | 189.63 | 3/15 | 74069 | 2,150.00 |
| 3/03 | 74029 | 993.00 | 3/08 | 74070 | 2,793.38 |

* Indicates break in check number sequence



Date 3/31/21
 PRIMARY ACCOUNT
 ENCLOSURES

Page 6
 [REDACTED]
 449

VAN ZANDT COUNTY
 FINANCIAL CLEARING
 121 E DALLAS RM 101
 CANTON TX 75103

PUBLIC FUNDS CHECKING [REDACTED] (Continued)

| CHECKS IN NUMERICAL ORDER | | | | | |
|---------------------------|----------|------------|------|----------|-----------|
| Date | Check No | Amount | Date | Check No | Amount |
| 3/12 | 74071 | 208.09 | 3/23 | 74112 | 70.77 |
| 3/16 | 74072 | 276.00 | 3/22 | 74113 | 600.53 |
| 3/09 | 74073 | 113.00 | 3/15 | 74114 | 175.00 |
| 3/09 | 74074 | 224,000.00 | 3/26 | 74115 | 97.13 |
| 3/10 | 74075 | 1,290.00 | 3/16 | 74116 | 214.00 |
| 3/10 | 74076 | 230.00 | 3/09 | 74118* | 474.74 |
| 3/10 | 74077 | 108.00 | 3/15 | 74119 | 1,332.50 |
| 3/11 | 74078 | 127.00 | 3/16 | 74120 | 99.00 |
| 3/11 | 74079 | 32.60 | 3/10 | 74121 | 579.98 |
| 3/22 | 74080 | 261.98 | 3/11 | 74122 | 138.45 |
| 3/08 | 74082* | 191.98 | 3/12 | 74123 | 46.97 |
| 3/10 | 74083 | 360.00 | 3/09 | 74124 | 6,500.00 |
| 3/10 | 74084 | 2,710.21 | 3/09 | 74125 | 1,800.00 |
| 3/11 | 74085 | 2,065.00 | 3/11 | 74126 | 260.00 |
| 3/12 | 74087* | 1,556.71 | 3/16 | 74127 | 500.00 |
| 3/10 | 74088 | 125.00 | 3/08 | 74128 | 496.97 |
| 3/08 | 74089 | 181.00 | 3/12 | 74130* | 1,597.50 |
| 3/10 | 74090 | 105.88 | 3/09 | 74131 | 17,855.05 |
| 3/10 | 74091 | 737.80 | 3/11 | 74132 | 97.55 |
| 3/10 | 74092 | 870.83 | 3/09 | 74133 | 900.00 |
| 3/09 | 74093 | 391.20 | 3/09 | 74134 | 170.00 |
| 3/08 | 74094 | 48.10 | 3/04 | 74135 | 50.50 |
| 3/09 | 74095 | 1,956.98 | 3/11 | 74136 | 750.00 |
| 3/10 | 74096 | 1,045.00 | 3/09 | 74137 | 725.10 |
| 3/09 | 74097 | 325.08 | 3/10 | 74138 | 80.00 |
| 3/09 | 74098 | 447.20 | 3/11 | 74139 | 75.00 |
| 3/09 | 74099 | 375.00 | 3/11 | 74140 | 75.00 |
| 3/10 | 74100 | 2,180.50 | 3/08 | 74141 | 63.84 |
| 3/10 | 74101 | 86.49 | 3/15 | 74142 | 799.57 |
| 3/09 | 74102 | 2,400.00 | 3/31 | 74143 | 267.00 |
| 3/10 | 74103 | 234.34 | 3/15 | 74144 | 600.00 |
| 3/09 | 74104 | 447.50 | 3/09 | 74145 | 26.99 |
| 3/03 | 74105 | 1,230.00 | 3/18 | 74146 | 117.74 |
| 3/09 | 74106 | 120.00 | 3/11 | 74147 | 150.98 |
| 3/09 | 74107 | 125.00 | 3/09 | 74148 | 530.01 |
| 3/10 | 74108 | 192.69 | 3/12 | 74149 | 59.41 |
| 3/11 | 74109 | 600.53 | 3/15 | 74150 | 166.86 |
| 3/09 | 74110 | 9,912.00 | 3/09 | 74151 | 229.86 |
| 3/10 | 74111 | 20,224.92 | 3/08 | 74152 | 108.40 |

* Indicates break in check number sequence

TXBT-024-018835-001-023-210403 018940 K04

VAN ZANDT COUNTY
 FINANCIAL CLEARING
 121 E DALLAS RM 101
 CANTON TX 75103

PUBLIC FUNDS CHECKING

[REDACTED] (Continued)

| CHECKS IN NUMERICAL ORDER | | | | | |
|---------------------------|----------|------------|------|----------|----------|
| Date | Check No | Amount | Date | Check No | Amount |
| 3/09 | 74153 | 1,715.34 | 3/09 | 74194 | 1,960.00 |
| 3/09 | 74154 | 615.00 | 3/12 | 74195 | 395.38 |
| 3/10 | 74155 | 10.00 | 3/12 | 74196 | 225.60 |
| 3/08 | 74156 | 2,090.78 | 3/10 | 74197 | 7.50 |
| 3/05 | 74157 | 55.04 | 3/11 | 74198 | 87.58 |
| 3/09 | 74158 | 2,166.48 | 3/10 | 74199 | 51.96 |
| 3/15 | 74159 | 600.53 | 3/16 | 74200 | 254.70 |
| 3/10 | 74160 | 42.50 | 3/15 | 74201 | 6,258.52 |
| 3/09 | 74161 | 251.36 | 3/10 | 74202 | 4,482.01 |
| 3/10 | 74162 | 79.43 | 3/12 | 74203 | 1,634.89 |
| 3/09 | 74163 | 562.00 | 3/16 | 74204 | 75.00 |
| 3/09 | 74165* | 116,019.60 | 3/19 | 74205 | 77.19 |
| 3/10 | 74166 | 29.40 | 3/17 | 74206 | 105.58 |
| 3/10 | 74168* | 2,052.93 | 3/25 | 74207 | 295.00 |
| 3/08 | 74169 | 59,470.16 | 3/16 | 74208 | 1,149.00 |
| 3/11 | 74170 | 5,665.49 | 3/17 | 74209 | 60.00 |
| 3/10 | 74171 | 400.05 | 3/17 | 74210 | 1,210.50 |
| 3/09 | 74172 | 17,165.14 | 3/23 | 74211 | 136.00 |
| 3/09 | 74173 | 47.42 | 3/18 | 74212 | 3.00 |
| 3/16 | 74174 | 3,559.76 | 3/19 | 74213 | 30.00 |
| 3/12 | 74175 | 411.65 | 3/16 | 74214 | 644.63 |
| 3/12 | 74176 | 210.78 | 3/18 | 74216* | 200.00 |
| 3/10 | 74177 | 589.74 | 3/16 | 74217 | 250.00 |
| 3/10 | 74178 | 346.78 | 3/23 | 74218 | 1,800.00 |
| 3/10 | 74179 | 669.55 | 3/19 | 74219 | 190.38 |
| 3/15 | 74180 | 1,885.12 | 3/30 | 74220 | 5,667.70 |
| 3/10 | 74181 | 1,199.95 | 3/18 | 74221 | 140.00 |
| 3/11 | 74182 | 258.18 | 3/17 | 74222 | 78.75 |
| 3/10 | 74183 | 36.39 | 3/18 | 74223 | 159.00 |
| 3/11 | 74184 | 69.92 | 3/25 | 74224 | 150.00 |
| 3/10 | 74185 | 195.96 | 3/29 | 74225 | 125.00 |
| 3/09 | 74186 | 102.43 | 3/23 | 74226 | 4,430.45 |
| 3/09 | 74187 | 73.84 | 3/29 | 74227 | 2,000.00 |
| 3/11 | 74188 | 114.96 | 3/23 | 74228 | 148.00 |
| 3/17 | 74189 | 240.00 | 3/24 | 74229 | 121.67 |
| 3/08 | 74190 | 131.80 | 3/22 | 74230 | 1,299.59 |
| 3/10 | 74191 | 79.95 | 3/23 | 74231 | 94.24 |
| 3/11 | 74192 | 120.80 | 3/23 | 74232 | 3,250.00 |
| 3/10 | 74193 | 1,064.16 | 3/24 | 74233 | 210.00 |

* Indicates break in check number sequence



Date 3/31/21
 PRIMARY ACCOUNT
 ENCLOSURES

Page 8
 [REDACTED]
 449

VAN ZANDT COUNTY
 FINANCIAL CLEARING
 121 E DALLAS RM 101
 CANTON TX 75103

PUBLIC FUNDS CHECKING

[REDACTED] (continued)

| CHECKS IN NUMERICAL ORDER | | | | | |
|---------------------------|----------|-----------|------|----------|-----------|
| Date | Check No | Amount | Date | Check No | Amount |
| 3/24 | 74234 | 738.03 | 3/23 | 74276 | 329.31 |
| 3/24 | 74235 | 680.00 | 3/26 | 74277 | 600.00 |
| 3/19 | 74236 | 11.00 | 3/23 | 74278 | 222.34 |
| 3/23 | 74237 | 32,873.63 | 3/23 | 74279 | 1,029.74 |
| 3/22 | 74239* | 3,142.12 | 3/29 | 74280 | 129.95 |
| 3/26 | 74240 | 3,333.00 | 3/23 | 74281 | 24.86 |
| 3/22 | 74241 | 721.28 | 3/23 | 74282 | 2,180.50 |
| 3/22 | 74242 | 248.67 | 3/22 | 74283 | 175.00 |
| 3/23 | 74243 | 1,800.00 | 3/23 | 74284 | 750.00 |
| 3/24 | 74244 | 77.89 | 3/22 | 74285 | 24.64 |
| 3/26 | 74245 | 2,339.20 | 3/29 | 74286 | 1,800.63 |
| 3/23 | 74246 | 26,847.16 | 3/23 | 74287 | 350.00 |
| 3/22 | 74247 | 494.35 | 3/19 | 74288 | 1,152.00 |
| 3/25 | 74248 | 639.04 | 3/23 | 74289 | 5,956.00 |
| 3/25 | 74249 | 231.50 | 3/23 | 74290 | 67.00 |
| 3/23 | 74250 | 35,758.08 | 3/24 | 74291 | 135.00 |
| 3/23 | 74251 | 10.00 | 3/19 | 74292 | 26.00 |
| 3/24 | 74252 | 19.73 | 3/23 | 74293 | 1,850.00 |
| 3/30 | 74254* | 657.00 | 3/19 | 74294 | 341.10 |
| 3/26 | 74255 | 138.70 | 3/26 | 74295 | 5,196.00 |
| 3/22 | 74256 | 6,600.00 | 3/24 | 74296 | 779.50 |
| 3/26 | 74257 | 100.00 | 3/23 | 74297 | 13,944.00 |
| 3/24 | 74258 | 1,960.00 | 3/23 | 74298 | 7,382.00 |
| 3/24 | 74259 | 8,181.36 | 3/29 | 74299 | 450.00 |
| 3/24 | 74260 | 288.37 | 3/25 | 74300 | 106.79 |
| 3/30 | 74261 | 600.53 | 3/22 | 74302* | 7,889.93 |
| 3/23 | 74262 | 750.00 | 3/29 | 74303 | 1,971.48 |
| 3/25 | 74263 | 590.00 | 3/26 | 74304 | 436.78 |
| 3/26 | 74264 | 379.75 | 3/23 | 74305 | 714.44 |
| 3/22 | 74266* | 9.30 | 3/22 | 74306 | 208.41 |
| 3/25 | 74267 | 693.00 | 3/29 | 74307 | 52.19 |
| 3/24 | 74268 | 247.00 | 3/24 | 74308 | 3,568.95 |
| 3/23 | 74269 | 90.27 | 3/24 | 74309 | 553.65 |
| 3/23 | 74270 | 3,987.44 | 3/22 | 74310 | 967.51 |
| 3/22 | 74271 | 200.00 | 3/31 | 74311 | 600.53 |
| 3/24 | 74272 | 314.94 | 3/22 | 74312 | 6,828.42 |
| 3/24 | 74273 | 764.29 | 3/26 | 74313 | 1,548.46 |
| 3/24 | 74274 | 10.00 | 3/23 | 74314 | 450.00 |
| 3/24 | 74275 | 12,215.83 | 3/25 | 74315 | 350.00 |

* Indicates break in check number sequence

TXBT-024-018835-001-023-210403 018940 K04

VAN ZANDT COUNTY
 FINANCIAL CLEARING
 121 E DALLAS RM 101
 CANTON TX 75103

PUBLIC FUNDS CHECKING [REDACTED] (Continued)

| CHECKS IN NUMERICAL ORDER | | | | | |
|---------------------------|----------|------------|------|----------|-----------|
| Date | Check No | Amount | Date | Check No | Amount |
| 3/23 | 74316 | 167.50 | 3/24 | 74340 | 285.00 |
| 3/22 | 74318* | 2,430.59 | 3/22 | 74341 | 325.80 |
| 3/31 | 74320* | 1,088.49 | 3/29 | 74342 | 351.94 |
| 3/23 | 74323* | 5,475.94 | 3/30 | 74343 | 50.00 |
| 3/23 | 74324 | 1,380.00 | 3/22 | 74344 | 54.92 |
| 3/19 | 74325 | 20,250.00 | 3/24 | 74345 | 25.98 |
| 3/26 | 74326 | 1,475.00 | 3/25 | 74347* | 1,630.93 |
| 3/23 | 74327 | 214.29 | 3/24 | 74348 | 268.32 |
| 3/24 | 74329* | 740.00 | 3/24 | 74349 | 50.78 |
| 3/23 | 74330 | 49,535.02 | 3/23 | 74350 | 2,163.04 |
| 3/23 | 74332* | 1,417.80 | 3/26 | 74351 | 150.00 |
| 3/23 | 74333 | 5,970.00 | 3/23 | 74352 | 596.53 |
| 3/23 | 74334 | 182.20 | 3/17 | 74353 | 104.50 |
| 3/25 | 74335 | 239.37 | 3/18 | 74354 | 58,943.44 |
| 3/24 | 74336 | 157.36 | 3/31 | 74361* | 1,250.00 |
| 3/26 | 74337 | 720.00 | 3/31 | 74370* | 39.00 |
| 3/23 | 74338 | 792.53 | 3/31 | 74436* | 606.00 |
| 3/24 | 74339 | 123,704.89 | | | |

* Indicates break in check number sequence

| DAILY BALANCE INFORMATION | | | | | |
|---------------------------|--------------|------|--------------|------|--------------|
| Date | Balance | Date | Balance | Date | Balance |
| 3/01 | 837,948.60 | 3/11 | 1,147,515.16 | 3/23 | 716,442.40 |
| 3/02 | 813,988.25 | 3/12 | 1,182,986.26 | 3/24 | 560,920.86 |
| 3/03 | 891,846.50 | 3/15 | 1,087,204.59 | 3/25 | 574,032.93 |
| 3/04 | 2,861,302.69 | 3/16 | 1,081,434.51 | 3/26 | 562,161.69 |
| 3/05 | 1,570,978.91 | 3/17 | 967,627.35 | 3/29 | 565,037.19 |
| 3/08 | 1,490,750.12 | 3/18 | 908,131.79 | 3/30 | 311,744.77 |
| 3/09 | 1,195,040.41 | 3/19 | 929,177.12 | 3/31 | 1,352,867.15 |
| 3/10 | 1,143,106.30 | 3/22 | 930,440.61 | | |

END OF STATEMENT

TexPool Participant Services
 1001 Texas Avenue, Suite 1150
 Houston, TX 77002



RECEIVED
 April Tawater

APR 09 2021
 Deputy Treasurer
 Van Zandt County

Participant Statement

Statement Period **03/01/2021 - 03/31/2021**

Page 1 of 2

Customer Service **1-866-TEX-POOL**
 Location ID **[REDACTED]**
 Investor ID **[REDACTED]**

VAN ZANDT COUNTY
 FINANCIAL CLEARING FUND
 ATTN KENNY EDWARDS
 121 E DALLAS ST STE 101
 CANTON TX 75103-1496

TexPool Update

It's spring cleaning time! Review a current listing of your authorized representatives and contact information by requesting an Account Information Report from TexConnect or the TexPool Participant Services team. Submit any changes on the proper maintenance form, found under Account Documents.

TexPool Summary

| Pool Name | Beginning Balance | Total Deposits | Total Withdrawals | Total Interest | Current Balance | Average Balance |
|--|------------------------|-----------------------|-----------------------|-----------------|------------------------|-----------------|
| Texas Local Government Investment Pool | \$11,367,704.02 | \$1,300,000.00 | \$1,000,000.00 | \$197.18 | \$11,667,901.20 | \$12,467,710.38 |
| Total Dollar Value | \$11,367,704.02 | \$1,300,000.00 | \$1,000,000.00 | \$197.18 | \$11,667,901.20 | |

Portfolio Value

| Pool Name | Pool/Account | Market Value (03/01/2021) | Share Price (03/31/2021) | Shares Owned (03/31/2021) | Market Value (03/31/2021) |
|--|--------------|---------------------------|--------------------------|---------------------------|---------------------------|
| Texas Local Government Investment Pool | [REDACTED] | \$11,367,704.02 | \$1.00 | 11,667,901.200 | \$11,667,901.20 |
| Total Dollar Value | | \$11,367,704.02 | | | \$11,667,901.20 |

Interest Summary

| Pool Name | Pool/Account | Month-to-Date Interest | Year-to-Date Interest |
|--|--------------|------------------------|-----------------------|
| Texas Local Government Investment Pool | [REDACTED] | \$197.18 | \$1,227.50 |
| Total | | \$197.18 | \$1,227.50 |



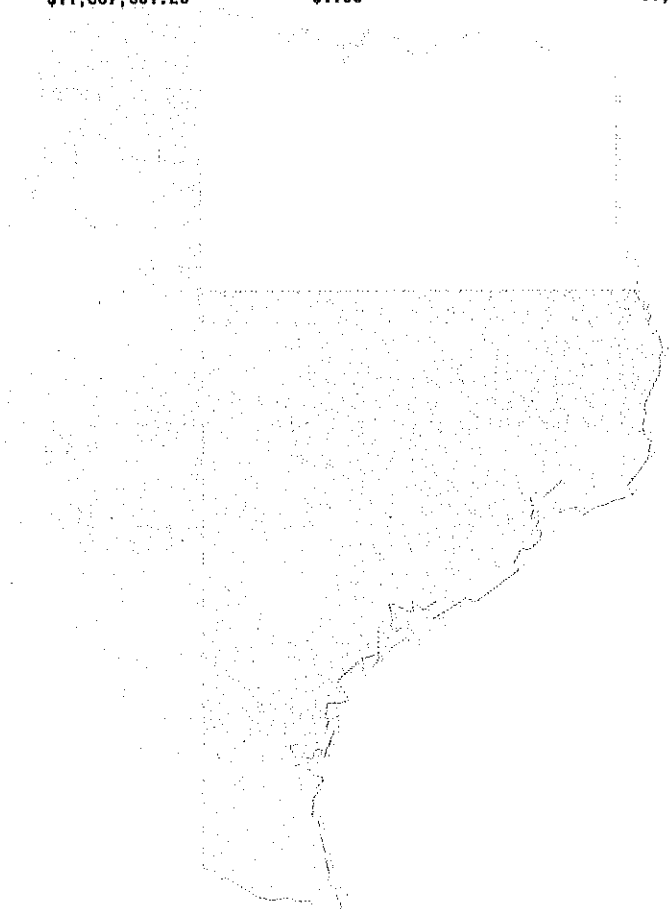
Transaction Detail

Texas Local Government Investment Pool

Participant: VAN ZANDT COUNTY

Pool/ Account: ██████████

| Transaction Date | Settlement Date | Transaction Description | Transaction Dollar Amount | Share Price | Shares This Transaction | Shares Owned |
|---------------------------------------|-----------------|-------------------------|---------------------------|---------------|-------------------------|-----------------------|
| 03/01/2021 | 03/01/2021 | BEGINNING BALANCE | \$11,367,704.02 | \$1.00 | | 11,367,704.020 |
| 03/05/2021 | 03/05/2021 | TRANSFER DEPOSIT | \$1,300,000.00 | \$1.00 | 1,300,000.000 | 12,667,704.020 |
| 03/31/2021 | 03/31/2021 | WITHDRAWAL | \$1,000,000.00- | \$1.00 | 1,000,000.000- | 11,667,704.020 |
| 03/31/2021 | 03/31/2021 | MONTHLY POSTING | \$197.18 | \$1.00 | 197.180 | 11,667,901.200 |
| Account Value as of 03/31/2021 | | | \$11,667,901.20 | \$1.00 | | 11,667,901.200 |





0000169-0001036 PDF# 980705

Van Zandt County
 121 East Dallas Street Room 101
 Canton, TX 75103

Summary Statement

March 31, 2021

Page 1 of 3

Investor ID: [REDACTED]

Texas CLASS

Texas CLASS

Average Monthly Yield: 0.1051%

| | Beginning Balance | Contributions | Withdrawals | Income Earned | Income Earned YTD | Average Daily Balance | Month End Balance |
|-------------------------------|----------------------|---------------|-------------|---------------|-------------------|-----------------------|----------------------|
| [REDACTED] FINANCIAL CLEARING | 10,811,583.64 | 0.00 | 0.00 | 965.17 | 2,599.79 | 10,812,093.83 | 10,812,548.81 |
| TOTAL | 10,811,583.64 | 0.00 | 0.00 | 965.17 | 2,599.79 | 10,812,093.83 | 10,812,548.81 |

Tel: (800) 707-6242

<https://www.texasclass.com/>



Account Number: [REDACTED]

FINANCIAL CLEARING

Account Summary

Average Monthly Yield: 0.1051%

| | Beginning Balance | Contributions | Withdrawals | Income Earned | Income Earned YTD | Average Daily Balance | Month End Balance |
|-------------|-------------------|---------------|-------------|---------------|-------------------|-----------------------|-------------------|
| Texas CLASS | 10,811,583.64 | 0.00 | 0.00 | 965.17 | 2,599.79 | 10,812,093.83 | 10,812,548.81 |

Transaction Activity

| Transaction Date | Transaction Description | Contributions & Income Earned | Withdrawals | Balance | Transaction Number |
|------------------|------------------------------|-------------------------------|-------------|---------------|--------------------|
| 03/01/2021 | Beginning Balance | | | 10,811,583.64 | |
| 03/31/2021 | Income Dividend Reinvestment | 965.17 | | | |
| 03/31/2021 | Ending Balance | | | 10,812,548.81 | |



Texas CLASS

Texas CLASS

| Date | Dividend Rate | Daily Yield |
|------------|---------------|-------------|
| 03/01/2021 | 0.000002878 | 0.1051% |
| 03/02/2021 | 0.000002880 | 0.1051% |
| 03/03/2021 | 0.000002879 | 0.1051% |
| 03/04/2021 | 0.000002880 | 0.1051% |
| 03/05/2021 | 0.000002837 | 0.1051% |
| 03/06/2021 | 0.000000000 | 0.1051% |
| 03/07/2021 | 0.000000000 | 0.1051% |
| 03/08/2021 | 0.000002881 | 0.1051% |
| 03/09/2021 | 0.000002879 | 0.1051% |
| 03/10/2021 | 0.000002879 | 0.1051% |
| 03/11/2021 | 0.000002880 | 0.1051% |
| 03/12/2021 | 0.000002837 | 0.1051% |
| 03/13/2021 | 0.000000000 | 0.1051% |
| 03/14/2021 | 0.000000000 | 0.1051% |
| 03/15/2021 | 0.000002881 | 0.1051% |
| 03/16/2021 | 0.000002879 | 0.1051% |
| 03/17/2021 | 0.000002880 | 0.1051% |
| 03/18/2021 | 0.000002879 | 0.1051% |
| 03/19/2021 | 0.000002840 | 0.1051% |
| 03/20/2021 | 0.000000000 | 0.1051% |
| 03/21/2021 | 0.000000000 | 0.1051% |
| 03/22/2021 | 0.000002880 | 0.1051% |
| 03/23/2021 | 0.000002880 | 0.1051% |
| 03/24/2021 | 0.000002879 | 0.1051% |
| 03/25/2021 | 0.000002880 | 0.1051% |
| 03/26/2021 | 0.000002837 | 0.1051% |
| 03/27/2021 | 0.000000000 | 0.1051% |
| 03/28/2021 | 0.000000000 | 0.1051% |
| 03/29/2021 | 0.000002881 | 0.1051% |
| 03/30/2021 | 0.000002879 | 0.1051% |
| 03/31/2021 | 0.000002880 | 0.1051% |

Performance results are shown net of all fees and expenses and reflect the reinvestment of dividends and other earnings. Many factors affect performance including changes in market conditions and interest rates and in response to other economic, political, or financial developments. Investment involves risk including the possible loss of principal. No assurance can be given that the performance objectives of a given strategy will be achieved. Past performance is no guarantee of future results. Any financial and/or investment decision may incur losses.

Tel: (800) 707-6242

<https://www.texasclass.com/>

| ACCOUNT NAME | BEGINNING CASH BALANCE | CASH RECEIPTS | CASH DISBURSEMENTS | ENDING CASH BALANCE |
|---|------------------------|---------------|--------------------|---------------------|
| 2021 042 COUNTY FREE LIBRARY | 30,153.21 | 11,154.46 | 14,117.41 | 27,190.26 |
| CASH DEPOSIT ON ACCOUNT | .00 | .00 | .00 | .00 |
| MEIA MUNICIPAL INVESTORS SERV | .00 | .00 | .00 | .00 |
| FUND TOTALS | 30,153.21 | 11,154.46 | 14,117.41 | 27,190.26 |
| 2021 047 DIGITIZE RECORDS | 12,477.19 | 1,104.86 | .00 | 13,582.05 |
| CASH DEPOSIT ON ACCOUNT | 92,972.91 | 1.48 | .00 | 92,974.39 |
| MEIA MUNICIPAL INVESTORS SERV | .00 | .00 | .00 | .00 |
| FUND TOTALS | 105,450.10 | 1,106.34 | .00 | 106,556.44 |
| 2021 048 SUPPLEMENTAL GUARDIANSHIP | 2,538.22 | 220.00 | .00 | 2,758.22 |
| CASH DEPOSIT ON ACCOUNT | 34,468.63 | .55 | .00 | 34,469.18 |
| MEIA MUNICIPAL INVESTORS SERV | .00 | .00 | .00 | .00 |
| FUND TOTALS | 37,006.85 | 220.55 | .00 | 37,227.40 |
| 2021 049 COUNTY CHILD ABUSE PREVENTION | 2,473.19 | 14.14 | .00 | 2,487.33 |
| CASH DEPOSIT ON ACCOUNT | 8,286.12 | .13 | .00 | 8,286.25 |
| MEIA MUNICIPAL INVESTORS SERV | 10,759.31 | 14.27 | .00 | 10,773.58 |
| FUND TOTALS | 4,499.31 | 426.79 | .00 | 4,926.13 |
| 2021 050 COURT RELATED PROGRAMS | 4,991.32 | .07 | .00 | 4,991.39 |
| CASH DEPOSIT ON ACCOUNT | 4,991.32 | .07 | .00 | 4,991.39 |
| MEIA MUNICIPAL INVESTORS SERV | .00 | .00 | .00 | .00 |
| FUND TOTALS | 6,562.22 | 100.12 | .00 | 6,662.41 |
| 2021 052 COUNTY & DISTRICT TECH FUND | 2,781.18 | 4.97 | .00 | 2,786.15 |
| CASH DEPOSIT ON ACCOUNT | 311,636.19 | 3.13 | .00 | 311,641.16 |
| MEIA MUNICIPAL INVESTORS SERV | 35,006.64 | 8.10 | .00 | 35,014.74 |
| FUND TOTALS | 349,424.01 | 11.20 | .00 | 349,435.21 |
| 2021 054 DISTRICT CLERK TECHNOLOGY FUND | 7,051.24 | 450.00 | .00 | 7,501.24 |
| CASH DEPOSIT ON ACCOUNT | 30,046.35 | .47 | .00 | 30,046.82 |
| MEIA MUNICIPAL INVESTORS SERV | .00 | .00 | .00 | .00 |
| FUND TOTALS | 37,097.59 | 450.47 | .00 | 37,548.06 |
| 2021 055 CHAPTER 19 | .00 | .00 | .00 | .00 |
| TIME DEPOSIT ON ACCOUNT | .00 | .00 | .00 | .00 |
| MEIA MUNICIPAL INVESTORS SERV | .00 | .00 | .00 | .00 |
| FUND TOTALS | .00 | .00 | .00 | .00 |
| 2021 056 COUNTY RECORDS FUND | 7,005.81 | 753.42 | 400.00 | 7,359.23 |
| CASH DEPOSIT ON ACCOUNT | .00 | .00 | .00 | .00 |
| MEIA MUNICIPAL INVESTORS SERV | .00 | .00 | .00 | .00 |
| FUND TOTALS | 7,005.81 | 753.42 | 400.00 | 7,359.23 |

| ACCOUNT NAME | BEGINNING CASH BALANCE | CASH RECEIPTS | CASH DISBURSEMENTS | ENDING CASH BALANCE |
|--|------------------------|---------------|--------------------|---------------------|
| 2021 057 COUNTY CLERK RECORDS FUND | 152,144.22 | 755.73 | 400.00 | 152,499.95 |
| CASH DEPOSIT ON ACCOUNT | 15,901.93 | 8,969.81 | 20,000.00 | 4,871.74 |
| TIME DEPOSIT ON ACCOUNT | 266,981.30 | 20,004.39 | .00 | 286,985.89 |
| MBIA MUNICIPAL INVESTORS SERV | 282,883.43 | 28,974.20 | 20,000.00 | 291,857.63 |
| FUND TOTALS | | | | |
| 2021 058 DISTRICT CLERK RECORDS FUND | 4,532.72 | 236.18 | .00 | 4,768.90 |
| CASH DEPOSIT ON ACCOUNT | 9,436.12 | 236.15 | .00 | 9,436.27 |
| TIME DEPOSIT ON ACCOUNT | 13,968.84 | 236.33 | .00 | 14,205.17 |
| FUND TOTALS | | | | |
| 2021 059 COUNTY CLERK ARCHIVE | 25,607.40 | 8,953.00 | 30,000.00 | 4,560.40 |
| CASH DEPOSIT ON ACCOUNT | 496,861.97 | 30,008.12 | .00 | 526,870.09 |
| TIME DEPOSIT ON ACCOUNT | 522,469.37 | 38,961.12 | 30,000.00 | 531,430.49 |
| FUND TOTALS | | | | |
| 2021 070 PERMANENT IMPROVEMENT FUND | 2.05 | .00 | .00 | 2.05 |
| CASH DEPOSIT ON ACCOUNT | .00 | .00 | .00 | .00 |
| TIME DEPOSIT ON ACCOUNT | .00 | .00 | .00 | .00 |
| MBIA MUNICIPAL INVESTORS SERV | 2.05 | .00 | .00 | 2.05 |
| FUND TOTALS | | | | |
| 2021 075 RIGHT-OF-WAY FUND | .00 | .00 | .00 | .00 |
| CASH DEPOSIT ON ACCOUNT | .00 | .00 | .00 | .00 |
| TIME DEPOSIT ON ACCOUNT | .00 | .00 | .00 | .00 |
| MBIA MUNICIPAL INVESTORS SERV | .00 | .00 | .00 | .00 |
| FUND TOTALS | | | | |
| 2021 084 TAX ANTICIPATION NOTES | .00 | .00 | .00 | .00 |
| CASH DEPOSIT ON ACCOUNT | .00 | .00 | .00 | .00 |
| TIME DEPOSIT ON ACCOUNT | .00 | .00 | .00 | .00 |
| MBIA MUNICIPAL INVESTORS SERV | .00 | .00 | .00 | .00 |
| FUND TOTALS | | | | |
| 2021 085 DEBT SERVICE FUND | 43,277.46 | 130,030.72 | .00 | 173,308.18 |
| CASH DEPOSIT ON ACCOUNT | .14 | .00 | .00 | .14 |
| TIME DEPOSIT ON ACCOUNT | 916,221.86 | 81.79 | .00 | 916,303.65 |
| MBIA MUNICIPAL INVESTORS SERV | 959,499.46 | 130,112.51 | .00 | 1,089,611.97 |
| FUND TOTALS | | | | |
| 2021 087 VZC INDIGENT HEALTH PROGRAM | 23,352.37 | 10,044.77 | 32,482.51 | 914.63 |
| CASH DEPOSIT ON ACCOUNT | 104,192.06 | .00 | .00 | 104,192.06 |
| TIME DEPOSIT ON ACCOUNT | 127,544.43 | 10,044.77 | 32,482.51 | 105,106.69 |
| MBIA MUNICIPAL INVESTORS SERV | | | | |
| FUND TOTALS | | | | |
| 2021 088 SOIL CONSERVATION DIST FUND | 375.17 | 87,260.10 | 84,832.83 | 2,802.44 |
| CASH DEPOSIT ON ACCOUNT | 24,376.87 | 50,000.71 | .00 | 74,377.58 |
| TIME DEPOSIT ON ACCOUNT | .00 | .00 | .00 | .00 |
| MBIA MUNICIPAL INVESTORS SERV | 24,752.04 | 137,260.81 | 84,832.83 | 77,180.02 |
| FUND TOTALS | | | | |
| 2021 090 APPELLATE JUSTICE SYSTEM FUND | 835.35 | 295.00 | .00 | 1,130.35 |
| CASH DEPOSIT ON ACCOUNT | | | | |
| TIME DEPOSIT ON ACCOUNT | | | | |
| MBIA MUNICIPAL INVESTORS SERV | | | | |
| FUND TOTALS | | | | |

| ACCOUNT NAME | BEGINNING CASH BALANCE | CASH RECEIPTS | CASH DISBURSEMENTS | ENDING CASH BALANCE |
|---|------------------------|---------------|--------------------|---------------------|
| 2021 095 PAYROLL CLEARING ACCOUNT. | | | | |
| CASH MUNICIPAL INVESTORS SERV | 194,039.82 | .00 | .00 | 194,039.82 |
| FUND TOTALS | 194,039.82 | .00 | .00 | 194,039.82 |
| 2021 096 GEN FIXED ASSETS ACCOUNT GRP | | | | |
| MBIA MUNICIPAL INVESTORS SERV | .00 | .00 | .00 | .00 |
| FUND TOTALS | .00 | .00 | .00 | .00 |
| 2021 097 LONG TERM DEBT GROUP | | | | |
| MBIA MUNICIPAL INVESTORS SERV | .00 | .00 | .00 | .00 |
| FUND TOTALS | .00 | .00 | .00 | .00 |
| 2021 131 VAN ZANDT COUNTY JAIL | | | | |
| CASH | 1,889.82 | 295,966.40 | 271,721.84 | 22,354.74 |
| MEDICARE PAYABLE | .00 | .00 | .00 | .00 |
| VOUCHERS PAYABLE | .00 | .00 | .00 | .00 |
| TIME DEPOSIT ON ACCOUNT | 841,012.68 | .00 | 265,000.00 | 576,012.68 |
| MBIA MUNICIPAL INVESTORS SERV | 200,000.00 | .00 | 536,721.84 | 200,000.00 |
| FUND TOTALS | 1,039,122.86 | 295,966.40 | 536,721.84 | 798,367.42 |
| 2021 132 VAN ZANDT COUNTY SHERIFF DEPT | | | | |
| CASH | 2,229.08 | 306,567.90 | 289,391.83 | 14,946.99 |
| TIME DEPOSIT ON ACCOUNT | 638,000.00 | .00 | 305,000.00 | 333,000.00 |
| MBIA MUNICIPAL INVESTORS SERV | .00 | .00 | .00 | .00 |
| FUND TOTALS | 635,770.92 | 306,567.90 | 594,391.83 | 347,946.99 |
| 2021 145 SOLID WASTE GRANT | | | | |
| CASH | .00 | .00 | .00 | .00 |
| TIME DEPOSIT ON ACCOUNT | .00 | .00 | .00 | .00 |
| FUND TOTALS | .00 | .00 | .00 | .00 |
| 2021 147 2020 HAVA CARES ACT | | | | |
| CASH | 1,847.52 | .00 | .78 | 1,846.74 |
| TDOA | 15,034.11 | .23 | .00 | 15,034.34 |
| MBIA | .00 | .00 | .00 | .00 |
| FUND TOTALS | 16,881.63 | .23 | .78 | 16,881.08 |
| 2021 400 FRUITVALE 2021 TXCDBG 7220480 | | | | |
| CASH | .00 | .00 | .00 | .00 |
| WATER GRANT CASH | .00 | .00 | .00 | .00 |
| FUND TOTALS | .00 | .00 | .00 | .00 |
| 2021 401 BENWHEELERWSC 71348911131115 | | | | |
| FUND TOTALS | .00 | .00 | .00 | .00 |
| 2021 402 LITTLEHOPEMOOREWSC713026081315 | | | | |
| CASH | .00 | .00 | .00 | .00 |
| WATER GRANT CASH | .00 | .00 | .00 | .00 |
| FUND TOTALS | .00 | .00 | .00 | .00 |
| 2021 540 PRETRIAL SUPERVISION | | | | |
| CASH | 2,508.19 | 8,750.00 | 4,989.71 | 6,268.48 |

| ACCOUNT NAME | BEGINNING CASH BALANCE | CASH RECEIPTS | CASH DISBURSEMENTS | ENDING CASH BALANCE |
|---|------------------------|---------------|--------------------|---------------------|
| 2021 541 COMMUNITY SUP & CORRECTIONS | 1,542.23 | 93,588.36 | 59,703.44 | 32,342.69 |
| CASH | 100.00 | .00 | .00 | 100.00 |
| FEITY CASH | 310,631.19 | 4.95 | .00 | 310,636.14 |
| TIME DEPOSIT ON ACCOUNT | 309,188.96 | 93,593.31 | 59,703.44 | 343,078.83 |
| MBIA MUNICIPAL INVESTORS SERV | .00 | .00 | .00 | .00 |
| FUND TOTALS | 309,188.96 | 93,593.31 | 59,703.44 | 343,078.83 |
| 2021 542 ADULT PROBATION CIVIL | 7,293.91 | 1,920.00 | 1,534.49 | 7,679.42 |
| CASH | 51,159.23 | .81 | .00 | 51,160.04 |
| TDOA | 311,371.22 | 27.80 | .00 | 311,399.02 |
| MBIA | 369,824.36 | 1,948.61 | 1,534.49 | 370,238.48 |
| FUND TOTALS | 369,824.36 | 1,948.61 | 1,534.49 | 370,238.48 |
| 2021 543 HIGH RISK SUBSTANCE ABUSE -CCP | 616.68 | 11,226.00 | 5,748.80 | 6,093.88 |
| CASH | .00 | .00 | .00 | .00 |
| TIME DEPOSIT ON ACCOUNT | .00 | .00 | .00 | .00 |
| MBIA MUNICIPAL INVESTORS SERV | 616.68 | 11,226.00 | 5,748.80 | 6,093.88 |
| FUND TOTALS | 616.68 | 11,226.00 | 5,748.80 | 6,093.88 |
| 2021 544 HIGH RISK SEX OFFENDER -CCP | 628.96 | 11,239.00 | 6,694.97 | 5,172.99 |
| CASH | .00 | .00 | .00 | .00 |
| TIME DEPOSIT ON ACCOUNT | .00 | .00 | .00 | .00 |
| MBIA MUNICIPAL INVESTORS SERV | 628.96 | 11,239.00 | 6,694.97 | 5,172.99 |
| FUND TOTALS | 628.96 | 11,239.00 | 6,694.97 | 5,172.99 |
| 2021 545 GRANT C COMMIT REDUCTION PROG | .63 | .00 | .00 | .63 |
| CASH | .63 | .00 | .00 | .63 |
| FUND TOTALS | .63 | .00 | .00 | .63 |
| 2021 546 JUVENILE PROBATION FUND | 43,780.69 | 25,313.71 | 59,906.99 | 9,187.41 |
| CASH | 125,000.00 | .00 | .00 | 125,000.00 |
| TIME DEPOSIT ON ACCOUNT | 120,000.00 | .00 | .00 | 120,000.00 |
| MBIA MUNICIPAL INVESTORS SERV | 288,780.69 | 25,313.71 | 59,906.99 | 254,187.41 |
| FUND TOTALS | 288,780.69 | 25,313.71 | 59,906.99 | 254,187.41 |
| 2021 547 VZCJPD STATE AID GRANT A | 13,619.15 | 90,988.43 | 57,701.33 | 46,906.25 |
| CASH | .00 | .00 | .00 | .00 |
| TIME DEPOSIT ON ACCOUNT | .00 | .00 | .00 | .00 |
| MBIA MUNICIPAL INVESTORS SERV | 13,619.15 | 90,988.43 | 57,701.33 | 46,906.25 |
| FUND TOTALS | 13,619.15 | 90,988.43 | 57,701.33 | 46,906.25 |
| 2021 549 VZCJPD - GRANT N | 4,479.81 | .00 | .00 | 4,479.81 |
| CASH | 4,479.81 | .00 | .00 | 4,479.81 |
| TIME DEPOSIT ON ACCOUNT | .00 | .00 | .00 | .00 |
| MBIA MUNICIPAL INVESTORS SERV | 4,479.81 | .00 | .00 | 4,479.81 |
| FUND TOTALS | 4,479.81 | .00 | .00 | 4,479.81 |
| 2021 550 D A SUPPLEMENTAL FUND | 2,557.16 | .00 | 2,623.31 | 66.15 |
| CASH | 2,557.16 | .00 | 2,623.31 | 66.15 |
| TIME DEPOSIT ON ACCOUNT | .00 | .00 | .00 | .00 |
| MBIA MUNICIPAL INVESTORS SERV | .00 | .00 | .00 | .00 |
| FUND TOTALS | 2,557.16 | .00 | 2,623.31 | 66.15 |
| 2021 551 VOICES - JUV CJD GRANT | .00 | .00 | .00 | .00 |
| VOICES - CJD JUV GRANT | .00 | .00 | .00 | .00 |

| ACCOUNT NAME TIME DEPOSIT ON ACCOUNT FUND TOTALS | BEGINNING CASH BALANCE | CASH RECEIPTS | CASH DISBURSEMENTS | ENDING CASH BALANCE |
|---|--|--|--|--|
| 2021 552 ETCOG RESIDENTIAL CASH FUND TOTALS | 1,961.00- 1,961.00- | 900.00 900.00 | .00 .00 | 1,061.00- 1,061.00- |
| 2021 555 JUVENILE PROBATION INTEREST CASH TIME DEPOSIT ON ACCOUNT MBIA MUNICIPAL INVESTORS SERV FUND TOTALS | 93.47 24,009.22 23.22 24,126.68 | 1.07 2.37 10.71 14.15 | .00 .00 .00 .00 | 94.54 24,011.59 34.70 24,140.83 |
| 2021 556 REGIONAL SERVICE ENHANCEMENT CASH FUND TOTALS | 8,997.15 8,997.15 | 13,969.01 13,969.01 | 12,724.84- 12,724.84- | 10,241.32 10,241.32 |
| 2021 558 GRANT S CASH FUND TOTALS | .45 .45 | .00 .00 | .00 .00 | .45 .45 |
| 2021 559 MENTAL IMPAIRMENT CASELOAD CASH TIME DEPOSIT ON ACCOUNT MBIA MUNICIPAL INVESTORS SERV FUND TOTALS | 1,660.47 .00 .00 1,660.47 | 8,618.00 .00 .00 8,618.00 | 5,689.20- .00 .00 5,689.20- | 4,589.27 .00 .00 4,589.27 |
| 2021 565 INDIGENT DEFENSE GRANT CASH TIME DEPOSIT ON ACCOUNT FUND TOTALS | 5,497.64 35,642.64 41,140.28 | 5,010.16 .00 5,010.16 | 6,123.79- 5,000.00- 11,123.79- | 4,384.01 30,642.64 35,026.65 |
| 2021 567 FIRE MARSHAL CASH TDOA MBIA FUND TOTALS | 12,780.27 60,281.17 110,021.33 183,082.77 | 18,682.76 9.96 9.82 18,693.54 | 12,997.60- .00 .00 12,997.60- | 18,465.43 60,282.13 110,031.15 188,778.71 |
| 2021 568 TECHNOLOGY RESOURCES CASH TIME DEPOSIT ON ACCOUNT FUND TOTALS | 1.07 .00 1.07 | .00 .00 .00 | .00 .00 .00 | 1.07 .00 1.07 |
| 2021 569 HAVA ELECTION GRANT CASH TDOA MBIA FUND TOTALS | 159.98 15,213.74 .00 15,373.72 | .00 .24 .00 .24 | .00 .00 .00 .00 | 159.98 15,213.98 .00 15,373.96 |
| 2021 570 GOLDEN WATER SUPPLY CORP GOLDEN WATER TDHCA 726216 MBIA MUNICIPAL INVESTORS SERV FUND TOTALS | .00 .00 .00 .00 | .00 .00 .00 .00 | .00 .00 .00 .00 | .00 .00 .00 .00 |
| 2021 580 D.A. CHECK COLLECTION FUND CASH TIME DEPOSIT ON ACCOUNT | 714.23 10,679.66 | .00 .17 | 377.46- .00 | 336.77 10,679.83 |

| ACCOUNT NAME | BEGINNING CASH BALANCE | CASH RECEIPTS | CASH DISBURSEMENTS | ENDING CASH BALANCE |
|--|------------------------|---------------|--------------------|---------------------|
| 2021 591 CONSTABLE #1 TLEOSE FUND | 11,393.89 | .17 | 377.46 | 11,016.60 |
| CASH - CITIZENS NATIONAL | 3,201.53 | .00 | .00 | 3,201.53 |
| TDOA | .49 | .00 | .00 | .49 |
| MBIA MUNICIPAL INVESTORS SERV | .33 | .00 | .00 | .33 |
| FUND TOTALS | 3,201.37 | .00 | .00 | 3,201.37 |
| 2021 592 CONSTABLE #2 TLEOSE FUND | 2,692.48 | .00 | .00 | 2,692.48 |
| CASH OTHER | .00 | .00 | .00 | .00 |
| MBIA MUNICIPAL INVESTORS SERV | .00 | .00 | .00 | .00 |
| FUND TOTALS | 2,692.48 | .00 | .00 | 2,692.48 |
| 2021 593 CONSTABLE #3 TLEOSE FUND | 1,359.92 | .00 | .00 | 1,359.92 |
| CASH OTHER - CITY NATIONAL | 3,738.50 | .00 | .00 | 3,738.50 |
| MBIA MUNICIPAL INVESTORS SERV | .00 | .00 | .00 | .00 |
| FUND TOTALS | 5,098.42 | .00 | .00 | 5,098.42 |
| 2021 594 CONSTABLE #4 TLEOSE FUND | 667.71 | .00 | .00 | 667.71 |
| CASH TIME DEPOSIT ON ACCOUNT | 4,904.74 | .07 | .00 | 4,904.81 |
| MBIA MUNICIPAL INVESTORS SERV | .00 | .00 | .00 | .00 |
| FUND TOTALS | 5,572.45 | .07 | .00 | 5,572.52 |
| 2021 595 SHERIFF TLEOSE FUND | 4,974.49 | .00 | .00 | 4,974.49 |
| CASH TDOA | 9,009.17 | .14 | .00 | 9,009.31 |
| MBIA MUNICIPAL INVESTORS SEPRV | .00 | .00 | .00 | .00 |
| FUND TOTALS | 13,983.66 | .14 | .00 | 13,983.80 |
| 2021 596 DA TLEOSE FUND | 1,962.77 | 642.52 | .00 | 2,605.29 |
| CASH MBIA MUNICIPAL INVESTORS SERV | .00 | .00 | .00 | .00 |
| FUND TOTALS | 1,962.77 | 642.52 | .00 | 2,605.29 |
| 2021 600 JUSTICE COURT TECHNOLOGY FUND | 2,697.13 | 5,786.63 | 6,600.00 | 1,883.76 |
| CASH TIME DEPOSIT ON ACCOUNT | 57,689.29 | .00 | 5,000.00 | 52,689.29 |
| MBIA MUNICIPAL INVESTORS SERV | .00 | .00 | .00 | .00 |
| FUND TOTALS | 60,386.42 | 5,786.63 | 11,600.00 | 54,573.05 |
| 2021 800 CONTRIBUTION RELIEF FUND | 16,082.93 | .00 | .00 | 16,082.93 |
| CASH TIME DEPOSIT ON ACCOUNT | .00 | .00 | .00 | .00 |
| FUND TOTALS | 16,082.93 | .00 | .00 | 16,082.93 |
| 2021 802 VETERAN'S MEMORIAL WALL FUND | .00 | .00 | .00 | .00 |
| CASH TIME DEPOSIT ON ACCOUNT | .00 | .00 | .00 | .00 |
| FUND TOTALS | .00 | .00 | .00 | .00 |
| 2021 803 HISTORICAL COMMISSION CASH | 4,232.62 | 404.48 | .00 | 4,637.10 |

| ACCOUNT NAME | BEGINNING CASH BALANCE | CASH RECEIPTS | CASH DISBURSEMENTS | ENDING CASH BALANCE |
|---|------------------------|---------------|--------------------|---------------------|
| 2021 804 VAN TORNADO-ASSISTANCE VAN TORNADO-ASSISTANCE-CASH VTASST-TIME DEPOSITON ACCOUNT FUND TOTALS | 5,285.44 | 404.56 | .00 | 5,285.52 |
| 2021 805 FEMA - DEC 2015 STORM CASH TIME DEPOSIT ON ACCOUNT FUND TOTALS | 9,518.06 | .00 | .00 | 9,518.06 |
| 2021 806 FEMA APRIL 2016 STORM CASH TIME DEPOSIT ON ACCOUNT FUND TOTALS | .00 | .00 | .00 | .00 |
| 2021 807 HAZARD MITIGATION GRANT CASH TIME DEPOSIT ON ACCOUNT MUTA MUNICIPAL INVESTORS SERV FUND TOTALS | .00 | .00 | .00 | .00 |
| 2021 808 COURTHOUSE PLANNING GRANT CASH WATER GRANT CASH FUND TOTALS | 84,714.56 | 84,713.76 | .00 | .80 |
| 2021 809 PRETRIAL INTERVENTION PROGRAM CASH TIME DEPOSIT ON ACCOUNT FUND TOTALS | 14,664.95 | 1,900.00 | 2,157.81 | 14,407.14 |
| 2021 810 SHERIFF JUSTICE FORFEITURE FUN CASH TIME DEPOSIT ON ACCOUNT FUND TOTALS | 49,851.45 | .79 | .00 | 49,852.24 |
| 2021 811 SHERIFF TREASURY FORFEITURE FU CASH TIME DEPOSIT ON ACCOUNT FUND TOTALS | 26,321.87 | .40 | .00 | 26,322.27 |
| 2021 812 CONSTABLE PCT #1 FORFEITURE FU CASH TIME DEPOSIT ON ACCOUNT FUND TOTALS | 870.00 | .00 | .00 | 870.00 |
| 2021 813 VOICES - JUV CJD GRANT VOICES - CJD JUV GRANT TIME DEPOSIT ON ACCOUNT FUND TOTALS | 500.00 | .00 | .00 | 500.00 |
| 2021 814 LOCAL TRUANCY PREVENTION & DIV CASH TIME DEPOSIT ON ACCOUNT | 7,019.04 | 17.95 | 5,671.51 | 12,672.60 |
| | 6,794.46 | 670.05 | 75.00 | 7,389.51 |

| ACCOUNT NAME FUND TOTALS | BEGINNING CASH BALANCE | CASH RECEIPTS | CASH DISBURSEMENTS | ENDING CASH BALANCE |
|---|---------------------------|------------------|-----------------------|------------------------|
| 2021 815 COVID -19 | 82,603.94- | .00 | 1.05- | 82,604.99- |
| CASH | | .00 | .00 | |
| TIME DEPOSIT ON ACCOUNT | 47.50 | .00 | .00 | 47.50 |
| MEIA MUNICIPAL INVESTORS SERV | | .00 | .00 | |
| FUND TOTALS | 82,556.44- | .00 | 1.05- | 82,557.49- |
| 2021 816 COUNTY INFRASTRUCTURE FUND GRANT | 12.61 | .00 | .00 | 12.61 |
| CASH | | .00 | .00 | |
| TIME DEPOSIT ON ACCOUNT | .00 | .00 | .00 | .00 |
| MEIA MUNICIPAL INVESTORS SERV | | .00 | .00 | |
| FUND TOTALS | 12.61 | .00 | .00 | 12.61 |
| 2021 817 AMERICAN RESCUE PLAN | .00 | .00 | .00 | .00 |
| CASH | | .00 | .00 | |
| TIME DEPOSIT ON ACCOUNT | .00 | .00 | .00 | .00 |
| MEIA MUNICIPAL INVESTORS SERV | | .00 | .00 | |
| FUND TOTALS | .00 | .00 | .00 | .00 |
| GRAND TOTALS | 23,242,886.20 | 6,623,180.46 | 6,338,084.33- | 23,527,982.33 |

| ACCOUNT NUMBER | ACCOUNT NAME | DATE | AMDMT NUMBER | OLD BUDGET AMOUNT | AMENDED BUDGET AMOUNT | AMOUNT OF CHANGE | DESCRIPTION | CLK |
|------------------|---------------------|------------|--------------|-------------------|-----------------------|------------------|------------------------------|-----|
| 2021 010-371-100 | OTHER MISC. REVENUE | 03/03/2021 | 210033 | 1.00 | 2,870.00- | 2,870.00- | INCREASE REV & EXP | MK |
| | | | | TOTAL AMENDMENTS | 1.00 | 2,870.00- | | |
| 2021 010-400-103 | SALARIES - EMPLOYEE | 12/09/2020 | 200130 | 35,915.62 | 36,056.72 | 141.10- | FY2020 YEAR END CLEAN UP | MK |
| 2021 010-400-310 | OFFICE SUPPLIES | 03/17/2021 | 210034 | 500.00 | 425.00 | 75.00- | LINE ITEM TRANSFER | MK |
| 2021 010-400-481 | SUBSCRIPTIONS/DUES | 03/17/2021 | 210034 | 595.00 | 670.00 | 75.00 | LINE ITEM TRANSFER | MK |
| | | | | TOTAL AMENDMENTS | 4.00 | 75.00 | | |
| 2021 010-402-103 | SALARIES - EMPLOYEE | 12/09/2020 | 200130 | 46,891.78 | 47,432.84 | 541.06 | FY2020 YEAR END CLEAN UP | MK |
| 2021 010-402-103 | SALARIES - EMPLOYEE | 12/09/2020 | 200145 | 47,432.84 | 45,891.78 | 541.06- | REVERSE #200130 | MK |
| 2021 010-402-495 | MISCELLANEOUS EXPE | 03/03/2021 | 210033 | 1,475.00 | 4,345.00 | 2,870.00 | INCREASE REV & EXP | MK |
| | | | | TOTAL AMENDMENTS | 3.00 | 2,870.00 | | |
| 2021 010-403-103 | SALARIES - EMPLOYEE | 12/09/2020 | 200130 | 138,480.39 | 139,045.57 | 565.18- | FY2020 YEAR END CLEAN UP | MK |
| 2021 010-403-103 | SALARIES - EMPLOYEE | 12/09/2020 | 200145 | 139,045.57 | 138,480.39 | 565.18- | REVERSE #200130 | MK |
| | | | | TOTAL AMENDMENTS | 2.00 | .00 | | |
| 2021 010-404-107 | SALARIES-EXTRA HEL | 11/25/2020 | 210011 | 28,000.00 | 35,000.00 | 7,000.00 | LINE ITEM TRANSFER | MK |
| 2021 010-404-311 | POSTAGE | 11/25/2020 | 210011 | 20,000.00 | 13,000.00 | 7,000.00- | LINE ITEM TRANSFER | MK |
| 2021 010-404-484 | OTHER ELECTION EXP | 12/09/2020 | 200130 | 32,025.09 | 32,025.09 | 25.09- | FY2020 YEAR END CLEAN UP | MK |
| 2021 010-404-484 | OTHER ELECTION EXP | 12/09/2020 | 200145 | 32,025.09 | 32,000.00 | 25.09- | REVERSE #200130 | MK |
| | | | | TOTAL AMENDMENTS | 4.00 | .00 | | |
| 2021 010-409-800 | CONTINGENCY | 12/09/2020 | 200130 | 441,912.00 | 441,912.00 | 18,107.63- | FY2020 YEAR END CLEAN UP | MK |
| 2021 010-409-800 | CONTINGENCY | 12/09/2020 | 200145 | 423,804.37 | 441,912.00 | 18,107.63 | REVERSE #200130 | MK |
| 2021 010-409-800 | CONTINGENCY | 12/06/2021 | 210019 | 441,912.00 | 433,234.00 | 6,658.00- | LINE ITEM TRANSFER | MK |
| 2021 010-409-800 | CONTINGENCY | 02/03/2021 | 210028 | 435,254.00 | 333,254.00 | 102,000.00- | LINE ITEM TRANSFER - UNIFORM | MK |
| | | | | TOTAL AMENDMENTS | 4.00 | 108,658.00- | | |
| 2021 010-412-428 | TRAVEL | 10/14/2020 | 210001 | 1,500.00 | 1,000.00 | 500.00- | LINE ITEM TRANSFER | MK |
| 2021 010-412-495 | TRAVEL | 10/14/2020 | 210001 | 210001 | 500.00 | 500.00 | LINE ITEM TRANSFER | MK |
| | | | | TOTAL AMENDMENTS | 2.00 | .00 | | |
| 2021 010-413-103 | SALARIES-EMPLOYEE | 12/09/2020 | 200130 | 13,770.48 | 13,929.42 | 158.94 | FY2020 YEAR END CLEAN UP | MK |
| 2021 010-413-103 | SALARIES-EMPLOYEE | 12/09/2020 | 200145 | 13,929.42 | 13,770.48 | 158.94- | REVERSE #200130 | MK |
| 2021 010-413-201 | SOCIAL SECURITY TA | 12/09/2020 | 200130 | 1,053.67 | 1,065.67 | 12.23- | FY2020 YEAR END CLEAN UP | MK |
| 2021 010-413-201 | SOCIAL SECURITY TA | 12/09/2020 | 200145 | 1,065.67 | 1,053.67 | 12.23- | REVERSE #200130 | MK |
| | | | | TOTAL AMENDMENTS | 4.00 | .00 | | |
| 2021 010-445-101 | SALARIES - COURT A | 12/09/2020 | 200130 | 144,683.48 | 144,683.48 | 1,669.45- | FY2020 YEAR END CLEAN UP | MK |
| 2021 010-445-101 | SALARIES - COURT A | 12/09/2020 | 200145 | 144,683.48 | 144,683.48 | 1,669.45- | REVERSE #200130 | MK |
| 2021 010-445-103 | SALARIES - EMPLOYEE | 12/09/2020 | 200130 | 105,103.63 | 107,157.20 | 2,053.57- | FY2020 YEAR END CLEAN UP | MK |
| 2021 010-445-103 | SALARIES - EMPLOYEE | 12/09/2020 | 200145 | 107,157.20 | 105,103.63 | 2,053.57- | REVERSE #200130 | MK |
| | | | | TOTAL AMENDMENTS | 4.00 | .00 | | |
| 2021 010-450-101 | SALARIES - DISTRICT | 12/09/2020 | 200130 | 48,980.39 | 49,545.78 | 565.39 | FY2020 YEAR END CLEAN UP | MK |
| 2021 010-450-101 | SALARIES - DISTRICT | 12/09/2020 | 200145 | 49,545.78 | 48,980.39 | 565.39- | REVERSE #200130 | MK |
| 2021 010-450-103 | SALARIES - EMPLOYEE | 12/09/2020 | 200130 | 112,783.57 | 113,074.28 | 290.71- | FY2020 YEAR END CLEAN UP | MK |
| 2021 010-450-103 | SALARIES - EMPLOYEE | 12/09/2020 | 200145 | 113,074.28 | 112,783.57 | 290.71- | REVERSE #200130 | MK |
| | | | | TOTAL AMENDMENTS | 4.00 | .00 | | |
| 2021 010-455-311 | POSTAGE | 12/09/2020 | 200130 | 2,000.00 | 2,077.65 | 77.65 | FY2020 YEAR END CLEAN UP | MK |
| 2021 010-455-311 | POSTAGE | 12/09/2020 | 200145 | 2,077.65 | 2,000.00 | 77.65- | REVERSE #200130 | MK |
| | | | | TOTAL AMENDMENTS | 2.00 | .00 | | |

| ACCOUNT NUMBER | ACCOUNT NAME | DATE | AMDMT NUMBER | OLD BUDGET AMOUNT | AMENDED BUDGET AMOUNT | AMOUNT OF CHANGE | DESCRIPTION | YEAR END | CLEAN UP | CLK |
|------------------|---------------------|------------|------------------|-------------------|-----------------------|------------------|---------------------------------|----------|----------|-----|
| 2021 010-461-101 | SALARIES - JUSTICE | 12/09/2020 | 200130 | 42,094.76 | 42,580.38 | 485.62 | FY2020 YEAR END REVERSE #200130 | CLEAN UP | | MK |
| 2021 010-461-101 | SALARIES - JUSTICE | 12/09/2020 | 200145 | 42,580.38 | 42,094.76 | 485.62 | FY2020 YEAR END REVERSE #200130 | CLEAN UP | | MK |
| 2021 010-461-310 | OFFICE SUPPLIES | 12/09/2020 | 200130 | 1,300.00 | 1,320.42 | 20.42 | FY2020 YEAR END REVERSE #200130 | CLEAN UP | | MK |
| 2021 010-461-310 | OFFICE SUPPLIES | 12/09/2020 | 200145 | 1,320.42 | 1,300.00 | 20.42 | FY2020 YEAR END REVERSE #200130 | CLEAN UP | | MK |
| | | | TOTAL AMENDMENTS | 4 | TOTAL CHANGES | .00 | | | | |
| 2021 010-462-101 | SALARIES - JUSTICE | 12/09/2020 | 200130 | 42,094.76 | 42,580.38 | 485.62 | FY2020 YEAR END REVERSE #200130 | CLEAN UP | | MK |
| 2021 010-462-101 | SALARIES - JUSTICE | 12/09/2020 | 200145 | 42,580.38 | 42,094.76 | 485.62 | FY2020 YEAR END REVERSE #200130 | CLEAN UP | | MK |
| 2021 010-462-103 | SALARIES - EMPLOYEE | 12/09/2020 | 200130 | 28,448.54 | 28,772.76 | 324.22 | FY2020 YEAR END REVERSE #200130 | CLEAN UP | | MK |
| 2021 010-462-103 | SALARIES - EMPLOYEE | 12/09/2020 | 200145 | 28,772.76 | 28,448.54 | 324.22 | FY2020 YEAR END REVERSE #200130 | CLEAN UP | | MK |
| 2021 010-462-402 | CONTRACT SERVICES | 12/09/2020 | 200130 | 1,000.00 | 1,158.00 | 158.00 | FY2020 YEAR END REVERSE #200130 | CLEAN UP | | MK |
| 2021 010-462-402 | CONTRACT SERVICES | 12/09/2020 | 200145 | 1,158.00 | 1,000.00 | 158.00 | FY2020 YEAR END REVERSE #200130 | CLEAN UP | | MK |
| | | | TOTAL AMENDMENTS | 6 | TOTAL CHANGES | .00 | | | | |
| 2021 010-463-101 | SALARIES - JUSTICE | 12/09/2020 | 200130 | 42,094.76 | 42,580.38 | 485.62 | FY2020 YEAR END REVERSE #200130 | CLEAN UP | | MK |
| 2021 010-463-101 | SALARIES - JUSTICE | 12/09/2020 | 200145 | 42,580.38 | 42,094.76 | 485.62 | FY2020 YEAR END REVERSE #200130 | CLEAN UP | | MK |
| 2021 010-463-103 | SALARIES - EMPLOYEE | 12/09/2020 | 200130 | 28,688.45 | 28,688.45 | 239.91 | FY2020 YEAR END REVERSE #200130 | CLEAN UP | | MK |
| 2021 010-463-103 | SALARIES - EMPLOYEE | 12/09/2020 | 200145 | 28,688.45 | 28,688.45 | 239.91 | FY2020 YEAR END REVERSE #200130 | CLEAN UP | | MK |
| | | | TOTAL AMENDMENTS | 4 | TOTAL CHANGES | .00 | | | | |
| 2021 010-464-101 | SALARIES - JUSTICE | 12/09/2020 | 200130 | 42,094.76 | 42,580.38 | 485.62 | FY2020 YEAR END REVERSE #200130 | CLEAN UP | | MK |
| 2021 010-464-101 | SALARIES - JUSTICE | 12/09/2020 | 200145 | 42,580.38 | 42,094.76 | 485.62 | FY2020 YEAR END REVERSE #200130 | CLEAN UP | | MK |
| 2021 010-464-103 | SALARIES - EMPLOYEE | 12/09/2020 | 200130 | 28,448.54 | 28,526.00 | 77.46 | FY2020 YEAR END REVERSE #200130 | CLEAN UP | | MK |
| 2021 010-464-103 | SALARIES - EMPLOYEE | 12/09/2020 | 200145 | 28,526.00 | 28,448.54 | 77.46 | FY2020 YEAR END REVERSE #200130 | CLEAN UP | | MK |
| | | | TOTAL AMENDMENTS | 4 | TOTAL CHANGES | .00 | | | | |
| 2021 010-476-103 | SALARIES - EMPLOYEE | 10/14/2020 | 210002 | 457,000.48 | 475,410.77 | 18,410.29 | FROM VOWA TO DA REVERSE #200130 | CLEAN UP | | MK |
| 2021 010-476-311 | POSTAGE | 12/09/2020 | 200130 | 500.00 | 505.50 | 5.50 | FY2020 YEAR END REVERSE #200130 | CLEAN UP | | MK |
| 2021 010-476-311 | POSTAGE | 12/09/2020 | 200145 | 505.50 | 500.00 | 5.50 | FY2020 YEAR END REVERSE #200130 | CLEAN UP | | MK |
| 2021 010-477-481 | SUBSCRIPTIONS/DUES | 12/09/2020 | 200130 | 2,300.00 | 2,360.00 | 60.00 | FY2020 YEAR END REVERSE #200130 | CLEAN UP | | MK |
| 2021 010-477-481 | SUBSCRIPTIONS/DUES | 12/09/2020 | 200145 | 2,360.00 | 2,300.00 | 60.00 | FY2020 YEAR END REVERSE #200130 | CLEAN UP | | MK |
| 2021 010-476-481 | MISCELLANEOUS | 12/09/2020 | 200130 | 2,800.00 | 30.50 | 30.50 | FY2020 YEAR END REVERSE #200130 | CLEAN UP | | MK |
| 2021 010-476-495 | MISCELLANEOUS | 12/09/2020 | 200145 | 280.50 | 250.00 | 30.50 | FY2020 YEAR END REVERSE #200130 | CLEAN UP | | MK |
| | | | TOTAL AMENDMENTS | 7 | TOTAL CHANGES | 18,410.29 | | | | |
| 2021 010-495-102 | SALARIES - COUNTY | 12/09/2020 | 200130 | 77,037.25 | 77,926.11 | 888.86 | FY2020 YEAR END REVERSE #200130 | CLEAN UP | | MK |
| 2021 010-495-102 | SALARIES - COUNTY | 12/09/2020 | 200145 | 77,926.11 | 77,037.25 | 888.86 | FY2020 YEAR END REVERSE #200130 | CLEAN UP | | MK |
| | | | TOTAL AMENDMENTS | 2 | TOTAL CHANGES | .00 | | | | |
| 2021 010-497-101 | SALARIES - COUNTY | 12/09/2020 | 200130 | 48,980.39 | 49,545.78 | 565.39 | FY2020 YEAR END REVERSE #200130 | CLEAN UP | | MK |
| 2021 010-497-101 | SALARIES - COUNTY | 12/09/2020 | 200145 | 49,545.78 | 48,980.39 | 565.39 | FY2020 YEAR END REVERSE #200130 | CLEAN UP | | MK |
| | | | TOTAL AMENDMENTS | 2 | TOTAL CHANGES | .00 | | | | |
| 2021 010-499-101 | SALARIES - TAX COL | 12/09/2020 | 200130 | 48,980.39 | 49,545.78 | 565.39 | FY2020 YEAR END REVERSE #200130 | CLEAN UP | | MK |
| 2021 010-499-101 | SALARIES - TAX COL | 12/09/2020 | 200145 | 49,545.78 | 48,980.39 | 565.39 | FY2020 YEAR END REVERSE #200130 | CLEAN UP | | MK |
| | | | TOTAL AMENDMENTS | 2 | TOTAL CHANGES | .00 | | | | |
| 2021 010-503-103 | SALARIES - EMPLOYEE | 12/09/2020 | 200130 | 96,676.00 | 97,973.96 | 1,297.96 | FY2020 YEAR END REVERSE #200130 | CLEAN UP | | MK |
| 2021 010-503-103 | SALARIES - EMPLOYEE | 12/09/2020 | 200145 | 97,973.96 | 96,676.00 | 1,297.96 | FY2020 YEAR END REVERSE #200130 | CLEAN UP | | MK |
| 2021 010-503-420 | TELEPHONE (FAX) | 12/09/2020 | 200130 | 118,000.00 | 118,392.32 | 392.32 | FY2020 YEAR END REVERSE #200130 | CLEAN UP | | MK |
| 2021 010-503-420 | TELEPHONE (FAX) | 12/09/2020 | 200145 | 118,392.32 | 118,000.00 | 392.32 | FY2020 YEAR END REVERSE #200130 | CLEAN UP | | MK |
| | | | TOTAL AMENDMENTS | 4 | TOTAL CHANGES | .00 | | | | |
| 2021 010-510-103 | SALARIES - EMPLOYEE | 12/09/2020 | 200130 | 29,993.60 | 30,585.47 | 591.87 | FY2020 YEAR END REVERSE #200130 | CLEAN UP | | MK |
| 2021 010-510-103 | SALARIES - EMPLOYEE | 12/09/2020 | 200145 | 30,585.47 | 29,993.60 | 591.87 | FY2020 YEAR END REVERSE #200130 | CLEAN UP | | MK |

| ACCOUNT NUMBER | ACCOUNT NAME | DATE | AMDMT NUMBER | OLD BUDGET AMOUNT | AMENDED BUDGET AMOUNT | AMOUNT OF CHANGE | DESCRIPTION | CLK |
|-------------------------------|--------------------|------------|------------------|-------------------|-----------------------|------------------|--------------------------|-----|
| 2021 010-510-103 | SALARIES - EMPLOYE | 01/06/2021 | 210019 | 29,993.60 | 38,693.60 | 8,700.00 | LINE ITEM TRANSFER | MK |
| 2021 010-510-107 | EXTRA HELP | 01/06/2021 | 210019 | 9,427.00 | 9,427.00 | 0.00 | LINE ITEM TRANSFER | MK |
| 2021 010-510-201 | SOCIAL SECURITY TA | 01/06/2021 | 210019 | 3,685.68 | 3,685.68 | 0.00 | LINE ITEM TRANSFER | MK |
| 2021 010-510-202 | GROUP INSURANCE | 01/06/2021 | 210019 | 8,002.32 | 14,002.32 | 6,000.00 | LINE ITEM TRANSFER | MK |
| 2021 010-510-203 | RETIREMENT CONTRIB | 01/06/2021 | 210019 | 3,224.61 | 3,939.61 | 715.00 | LINE ITEM TRANSFER | MK |
| 2021 010-510-442 | WATER | 12/09/2020 | 200130 | 13,300.00 | 13,825.18 | 525.18 | FY2020 YEAR END CLEAN UP | MK |
| 2021 010-510-442 | WATER | 12/09/2020 | 200130 | 13,825.18 | 13,500.00 | 325.18 | REVERSE #200130 | MK |
| 2021 010-510-442 | PUBLIC BLDGS | | | 9 | 6,658.00 | 6,658.00 | | |
| 2021 010-551-101 | SALARIES - CONSTAB | 12/09/2020 | 200130 | 39,455.29 | 39,910.49 | 455.20 | FY2020 YEAR END CLEAN UP | MK |
| 2021 010-551-101 | SALARIES - CONSTAB | 12/09/2020 | 200145 | 39,910.49 | 39,455.29 | 455.20 | REVERSE #200130 | MK |
| 2021 010-551-330 | FUEL AND LUBRICANT | 12/09/2020 | 200130 | 5,000.00 | 5,555.87 | 555.87 | FY2020 YEAR END CLEAN UP | MK |
| 2021 010-551-330 | FUEL AND LUBRICANT | 12/09/2020 | 200145 | 5,555.87 | 5,000.00 | 555.87 | REVERSE #200130 | MK |
| 2021 010-551-330 | FUEL AND LUBRICANT | 12/09/2020 | 200145 | 5,555.87 | 5,555.87 | 0.00 | REVERSE #200130 | MK |
| 2021 010-552-101 | SALARIES - CONSTAB | 12/09/2020 | 200130 | 39,455.29 | 39,910.49 | 455.20 | FY2020 YEAR END CLEAN UP | MK |
| 2021 010-552-101 | SALARIES - CONSTAB | 12/09/2020 | 200145 | 39,910.49 | 39,455.29 | 455.20 | REVERSE #200130 | MK |
| 2021 010-552-339 | UNIFORMS | 02/03/2021 | 210024 | 400.00 | 724.90 | 324.90 | LINE ITEM TRANSFER | MK |
| 2021 010-552-428 | FUEL AND LUBRICANT | 02/03/2021 | 210024 | 500.00 | 165.10 | 334.90 | LINE ITEM TRANSFER | MK |
| 2021 010-553-101 | SALARIES - CONSTAB | 12/09/2020 | 200130 | 39,455.29 | 39,910.49 | 455.20 | FY2020 YEAR END CLEAN UP | MK |
| 2021 010-553-101 | SALARIES - CONSTAB | 12/09/2020 | 200145 | 39,910.49 | 39,455.29 | 455.20 | REVERSE #200130 | MK |
| 2021 010-553-201 | SOCIAL SECURITY TA | 12/09/2020 | 200130 | 3,018.33 | 3,053.19 | 34.86 | FY2020 YEAR END CLEAN UP | MK |
| 2021 010-553-201 | SOCIAL SECURITY TA | 12/09/2020 | 200145 | 3,053.19 | 3,018.33 | 34.86 | REVERSE #200130 | MK |
| 2021 010-553-201 | SOCIAL SECURITY TA | 12/09/2020 | 200145 | 3,053.19 | 3,053.19 | 0.00 | REVERSE #200130 | MK |
| 2021 010-554-101 | SALARIES - CONSTAB | 12/09/2020 | 200130 | 39,455.29 | 39,910.49 | 455.20 | FY2020 YEAR END CLEAN UP | MK |
| 2021 010-554-101 | SALARIES - CONSTAB | 12/09/2020 | 200145 | 39,910.49 | 39,455.29 | 455.20 | REVERSE #200130 | MK |
| 2021 010-554-201 | SOCIAL SECURITY TA | 12/09/2020 | 200130 | 3,018.33 | 3,053.19 | 34.86 | FY2020 YEAR END CLEAN UP | MK |
| 2021 010-554-201 | SOCIAL SECURITY TA | 12/09/2020 | 200145 | 3,053.19 | 3,018.33 | 34.86 | REVERSE #200130 | MK |
| 2021 010-554-201 | SOCIAL SECURITY TA | 12/09/2020 | 200145 | 3,053.19 | 3,053.19 | 0.00 | REVERSE #200130 | MK |
| 2021 010-580-103 | SALARIES - EMPLOYE | 12/09/2020 | 200130 | 28,448.54 | 28,822.08 | 373.54 | FY2020 YEAR END CLEAN UP | MK |
| 2021 010-580-103 | SALARIES - EMPLOYE | 12/09/2020 | 200145 | 28,822.08 | 28,448.54 | 373.54 | REVERSE #200130 | MK |
| 2021 010-580-103 | SALARIES - EMPLOYE | 12/09/2020 | 200145 | 28,822.08 | 28,822.08 | 0.00 | REVERSE #200130 | MK |
| 2021 010-665-102 | SALARIES - APPOINT | 12/09/2020 | 200130 | 29,109.54 | 29,442.62 | 333.08 | FY2020 YEAR END CLEAN UP | MK |
| 2021 010-665-102 | SALARIES - APPOINT | 12/09/2020 | 200145 | 29,442.62 | 29,109.54 | 333.08 | REVERSE #200130 | MK |
| 2021 010-665-103 | SALARIES - EMPLOYE | 12/09/2020 | 200130 | 27,681.22 | 28,007.55 | 326.33 | FY2020 YEAR END CLEAN UP | MK |
| 2021 010-665-103 | SALARIES - EMPLOYE | 12/09/2020 | 200145 | 28,007.55 | 27,681.22 | 326.33 | REVERSE #200130 | MK |
| 2021 010-665-201 | SOCIAL SECURITY TA | 12/09/2020 | 200130 | 5,415.49 | 5,438.71 | 23.22 | FY2020 YEAR END CLEAN UP | MK |
| 2021 010-665-201 | SOCIAL SECURITY TA | 12/09/2020 | 200145 | 5,438.71 | 5,415.49 | 23.22 | REVERSE #200130 | MK |
| 2021 010-665-201 | SOCIAL SECURITY TA | 12/09/2020 | 200145 | 5,438.71 | 5,438.71 | 0.00 | REVERSE #200130 | MK |
| 2021 010-671-107 | SALARIES - PART TI | 12/09/2020 | 200130 | 9,276.96 | 9,777.96 | 501.96 | FY2020 YEAR END CLEAN UP | MK |
| 2021 010-671-107 | SALARIES - PART TI | 12/09/2020 | 200145 | 9,777.96 | 9,276.96 | 501.96 | REVERSE #200130 | MK |
| 2021 010-671-201 | SOCIAL SECURITY TA | 12/09/2020 | 200130 | 747.98 | 747.98 | 0.00 | FY2020 YEAR END CLEAN UP | MK |
| 2021 010-671-201 | SOCIAL SECURITY TA | 12/09/2020 | 200145 | 747.98 | 747.98 | 0.00 | REVERSE #200130 | MK |
| 2021 010-671-203 | RETIREMENT CONTRIB | 12/09/2020 | 200130 | 789.78 | 789.78 | 0.00 | FY2020 YEAR END CLEAN UP | MK |
| 2021 010-671-203 | RETIREMENT CONTRIB | 12/09/2020 | 200145 | 789.78 | 789.78 | 0.00 | REVERSE #200130 | MK |
| 2021 010-671-402 | CONTRACT SERVICES | 12/09/2020 | 200130 | 14,000.00 | 14,065.16 | 65.16 | FY2020 YEAR END CLEAN UP | MK |
| 2021 010-671-402 | CONTRACT SERVICES | 12/09/2020 | 200145 | 14,065.16 | 14,000.00 | 65.16 | REVERSE #200130 | MK |
| 2021 010-671-402 | CONTRACT SERVICES | 12/09/2020 | 200145 | 14,065.16 | 14,065.16 | 0.00 | REVERSE #200130 | MK |
| EXPENDITURES - PCT #1 COLLECT | | | TOTAL AMENDMENTS | 8 | TOTAL CHANGES | | | |

| ACCOUNT NUMBER | ACCOUNT NAME | DATE | AMDMT NUMBER | OLD BUDGET AMOUNT | AMENDED BUDGET AMOUNT | AMOUNT OF CHANGE | DESCRIPTION | CLK |
|-------------------------------|---------------------|------------|--------------|-------------------|-----------------------|------------------|---|-----|
| 2021 010-672-103 | SALARIES - EMPLOYE | 12/09/2020 | 200130 | 4,713.00 | 4,713.00 | 54.71 | FY2020 YEAR END REVERSE #200130 | MR |
| 2021 010-672-103 | SALARIES - EMPLOYE | 12/09/2020 | 200130 | 4,767.71 | 4,713.00 | 54.71 | FY2020 YEAR END REVERSE #200130 | MR |
| 2021 010-672-201 | SOCIAL SECURITY TA | 12/09/2020 | 200145 | 364.62 | 364.62 | 4.08 | FY2020 YEAR END REVERSE #200130 | MR |
| 2021 010-672-201 | SOCIAL SECURITY TA | 12/09/2020 | 200145 | 364.62 | 360.54 | 4.08 | FY2020 YEAR END REVERSE #200130 | MR |
| EXPENDITURES - PCT #2 COLLECT | | | | TOTAL AMENDMENTS | TOTAL CHANGES | .00 | | |
| 2021 010-673-103 | SALARIES - EMPLOYE | 12/09/2020 | 200130 | 13,893.00 | 14,187.32 | 294.32 | FY2020 YEAR END REVERSE #200130 | MR |
| 2021 010-673-103 | SALARIES - EMPLOYE | 12/09/2020 | 200145 | 14,187.32 | 13,893.00 | 294.32 | FY2020 YEAR END REVERSE #200130 | MR |
| 2021 010-673-201 | SOCIAL SECURITY TA | 12/09/2020 | 200130 | 1,062.81 | 1,085.32 | 22.51 | FY2020 YEAR END REVERSE #200130 | MR |
| 2021 010-673-201 | SOCIAL SECURITY TA | 12/09/2020 | 200145 | 1,085.32 | 1,062.81 | 22.51 | FY2020 YEAR END REVERSE #200130 | MR |
| 2021 010-673-203 | RETIREMENT CONTRIB | 12/09/2020 | 200130 | 1,136.45 | 1,144.09 | 7.64 | FY2020 YEAR END REVERSE #200130 | MR |
| 2021 010-673-203 | RETIREMENT CONTRIB | 12/09/2020 | 200145 | 1,144.09 | 1,136.45 | 7.64 | FY2020 YEAR END REVERSE #200130 | MR |
| EXPENDITURES - PCT #3 COLLECT | | | | TOTAL AMENDMENTS | TOTAL CHANGES | .00 | | |
| 2021 010-700-132 | TRANSFER TO SHERIFF | 02/03/2021 | 210028 | 2,599,778.00 | 2,701,778.00 | 102,000.00 | LINE ITEM TRANSFER - UNIFORM FROM VOWA TO DA SALARY | MR |
| 2021 010-700-817 | TRANSFER TO FAMILY | 10/14/2020 | 210002 | 18,410.29 | 18,410.29 | 83,589.71 | | MR |
| TOTAL TRANSFERS | | | | TOTAL AMENDMENTS | TOTAL CHANGES | | | |
| 2021 021-621-310 | OFFICE SUPPLIES | 02/03/2021 | 210026 | 150.00 | 650.00 | 500.00 | LINE ITEM TRANSFER | MR |
| 2021 021-621-310 | OFFICE SUPPLIES | 03/17/2021 | 210035 | 650.00 | 1,835.00 | 1,185.00 | LINE ITEM TRANSFER | MR |
| 2021 021-621-335 | ROAD & BRIDGE MAINT | 11/12/2020 | 210007 | 726,694.00 | 715,765.20 | 10,928.80 | R&B TRANS TO CIFG | MR |
| 2021 021-621-430 | REPAIR & MAINT BLD | 02/05/2021 | 210025 | 20,000.00 | 20,000.00 | 20,000.00 | LINE ITEM TRANSFER | MR |
| 2021 021-621-461 | MACHINERY RENTAL | 03/31/2021 | 210041 | 20,100.00 | 18,100.00 | 2,000.00 | LINE ITEM TRANSFER | MR |
| 2021 021-621-481 | DUES & SUBS | 03/31/2021 | 210042 | 400.00 | 477.50 | 77.50 | LINE ITEM TRANSFER | MR |
| 2021 021-621-495 | MISCELLANEOUS EXPE | 02/03/2021 | 210026 | 10,342.00 | 9,842.00 | 500.00 | LINE ITEM TRANSFER | MR |
| 2021 021-621-495 | MISCELLANEOUS EXPE | 03/31/2021 | 210042 | 9,842.00 | 9,764.50 | 77.50 | LINE ITEM TRANSFER | MR |
| 2021 021-621-577 | SHOP EQUIPMENT | 03/31/2021 | 210041 | 1,500.00 | 3,500.00 | 2,000.00 | LINE ITEM TRANSFER | MR |
| 2021 021-621-800 | CONTINGENCY | 02/03/2021 | 210025 | 109,185.00 | 89,185.00 | 20,000.00 | LINE ITEM TRANSFER | MR |
| 2021 021-621-800 | CONTINGENCY | 03/17/2021 | 210035 | 89,185.00 | 88,000.00 | 11,185.00 | LINE ITEM TRANSFER | MR |
| EXPENDITURES - R & B PCT.1 | | | | TOTAL AMENDMENTS | TOTAL CHANGES | 10,928.80 | | |
| 2021 021-700-816 | TRANSFER TO CIFG | 11/12/2020 | 210007 | 10,928.80 | 10,928.80 | 10,928.80 | R&B TRANS TO CIFG | MR |
| EXPENDITURES - RB#1 TRANSFERS | | | | TOTAL AMENDMENTS | TOTAL CHANGES | | | |
| 2021 022-367-000 | DONATIONS - GENERA | 12/09/2020 | 210012 | 3,347.00 | 3,347.00 | 3,347.00 | INCREASE REV & EXP | MR |
| TOTAL AMENDMENTS | | | | TOTAL CHANGES | | | | |
| 2021 022-370-100 | ROAD DAMAGE PAYMEN | 01/22/2021 | 210021 | 4,156.20 | 4,156.20 | 4,156.20 | INCREASE REVENUE & EXPENSE | MR |
| TOTAL AMENDMENTS | | | | TOTAL CHANGES | | | | |
| 2021 022-622-335 | ROAD & BRIDGE MAINT | 11/12/2020 | 210007 | 1,269,523.00 | 1,256,341.00 | 13,182.00 | R&B TRANS TO CIFG | MR |
| 2021 022-622-335 | ROAD & BRIDGE MAINT | 12/09/2020 | 210012 | 1,256,341.00 | 1,259,688.00 | 3,347.00 | INCREASE REV & EXP | MR |
| 2021 022-622-335 | ROAD & BRIDGE MAINT | 01/22/2021 | 210021 | 1,259,688.00 | 1,263,844.20 | 4,156.20 | INCREASE REVENUE & EXPENSE | MR |
| 2021 022-622-481 | SUBSCRIPTIONS/DUES | 03/17/2021 | 210036 | 425.00 | 525.00 | 100.00 | LINE ITEM TRANSFER | MR |
| 2021 022-622-495 | MISCELLANEOUS EXPE | 03/17/2021 | 210036 | 2,000.00 | 1,900.00 | 1,000.00 | LINE ITEM TRANSFER | MR |
| 2021 022-622-571 | EQUIPMENT PURCHASE | 10/14/2020 | 210003 | 100,000.00 | 123,977.42 | 23,977.42 | LINE ITEM TRANSFER | MR |
| 2021 022-622-800 | CONTINGENCY | 10/14/2020 | 210003 | 135,977.00 | 111,999.58 | 23,977.42 | LINE ITEM TRANSFER | MR |
| EXPENDITURES - R & B PCT.2 | | | | TOTAL AMENDMENTS | TOTAL CHANGES | 5,678.80 | | |
| 2021 022-700-816 | TRANSFER TO CIFG | 11/12/2020 | 210007 | 13,182.00 | 13,182.00 | 13,182.00 | R&B TRANS TO CIFG | MR |
| EXPENDITURES - RB#2 TRANSFERS | | | | TOTAL AMENDMENTS | TOTAL CHANGES | | | |
| 2021 023-367-000 | DONATIONS - GENERA | 10/28/2020 | 210004 | 4,300.00 | 4,300.00 | 4,300.00 | INCREASE REV & EXP | MR |
| 2021 023-367-000 | DONATIONS - GENERA | 12/09/2020 | 210013 | 11,300.00 | 11,300.00 | 7,000.00 | INCREASE REV & EXP | MR |
| 2021 023-367-000 | DONATIONS - GENERA | 03/31/2021 | 210047 | 11,300.00 | 36,300.00 | 25,000.00 | INCREASE REV & EXP | MR |

| ACCOUNT NUMBER | ACCOUNT NAME | DATE | AMDMT NUMBER | OLD BUDGET AMOUNT | AMENDED BUDGET AMOUNT | AMOUNT OF CHANGE | DESCRIPTION | CLK |
|-----------------------|--------------------|------------|------------------|-------------------|-----------------------|------------------|-----------------------------|-----|
| 2021 023-623-335 | ROAD & BRIDGE MATE | 10/28/2020 | 210004 | 812,781.74 | 817,081.74 | 4,300.00 | INCREASE REV & EXP | MR |
| 2021 023-623-335 | ROAD & BRIDGE MATE | 11/12/2020 | 210007 | 817,081.74 | 805,965.50 | 11,116.24 | R&B TRANS TO CTFG | MR |
| 2021 023-623-335 | ROAD & BRIDGE MATE | 12/09/2020 | 210013 | 805,965.50 | 812,965.50 | 7,000.00 | INCREASE REV & EXP | MR |
| 2021 023-623-335 | ROAD & BRIDGE MATE | 03/31/2021 | 210047 | 812,965.50 | 837,965.50 | 25,000.00 | INCREASE REV & EXP | MR |
| 2021 023-623-481 | DUES/SUBSCRIPTION | 03/17/2021 | 210037 | 400.00 | 477.50 | 77.50 | LINE ITEM TRANSFER | MR |
| 2021 023-623-495 | MISCELLANEOUS EXPE | 03/17/2021 | 210037 | 5,000.00 | 4,922.50 | 77.50 | LINE ITEM TRANSFER | MR |
| EXPENDITURES - R | FB PCT.3 | | TOTAL AMENDMENTS | 5,000.00 | 4,922.50 | 25,183.76 | | |
| 2021 023-700-816 | TRANSFER TO CTFG | 11/12/2020 | 210007 | 1:00 | 11,116.24 | 11,116.24 | R&B TRANS TO CTFG | MR |
| EXPENDITURES - RB#3 | TRANSFERS | | TOTAL AMENDMENTS | 1:00 | 11,116.24 | 11,116.24 | | |
| 2021 024-367-000 | GENERAL CONTRIBUTI | 12/09/2020 | 210014 | 14,360.00 | 14,360.00 | 14,360.00 | INCREASE REV & EXP | MR |
| 2021 024-367-000 | GENERAL CONTRIBUTI | 12/09/2020 | 210015 | 14,360.00 | 42,395.36 | 56,755.36 | INCREASE REV & EXP | MR |
| EXPENDITURES - R | | | TOTAL AMENDMENTS | 28,720.00 | 56,755.36 | 56,755.36 | | |
| 2021 024-370-100 | ROAD DAMAGE PAYMEN | 10/28/2020 | 210005 | 1:00 | 35,400.00 | 35,400.00 | INCREASE REV & EXP | MR |
| EXPENDITURES - R | | | TOTAL AMENDMENTS | 1:00 | 35,400.00 | 35,400.00 | | |
| 2021 024-624-330 | FUEL & LUBRICANTS | 03/03/2021 | 210029 | 55,000.00 | 52,500.00 | 2,500.00 | LINE ITEM TRANSFER | MR |
| 2021 024-624-333 | ROAD & BRIDGE MATE | 10/28/2020 | 210005 | 741,779.00 | 777,179.00 | 35,400.00 | INCREASE REV & EXP | MR |
| 2021 024-624-333 | ROAD & BRIDGE MATE | 11/12/2020 | 210007 | 777,179.00 | 766,470.24 | 10,708.76 | R&B TRANS TO CTFG | MR |
| 2021 024-624-335 | ROAD & BRIDGE MATE | 11/25/2020 | 210010 | 766,470.24 | 650,390.24 | 116,080.00 | LINE ITEM TRANSFER | MR |
| 2021 024-624-335 | ROAD & BRIDGE MATE | 12/09/2020 | 210014 | 650,390.24 | 664,750.24 | 14,360.00 | INCREASE REV & EXP | MR |
| 2021 024-624-335 | ROAD & BRIDGE MATE | 03/03/2021 | 210015 | 664,750.24 | 707,145.60 | 42,395.36 | INCREASE REV & EXP | MR |
| 2021 024-624-335 | ROAD & BRIDGE MATE | 03/03/2021 | 210029 | 5,250.00 | 7,750.00 | 2,500.00 | LINE ITEM TRANSFER | MR |
| 2021 024-624-442 | SHOP SUPPLIES & TO | 03/31/2021 | 210043 | 5,000.00 | 4,000.00 | 1,000.00 | LINE ITEM TRANSFER | MR |
| 2021 024-624-495 | MISCELLANEOUS EXPE | 03/31/2021 | 210043 | 5,000.00 | 4,600.00 | 400.00 | LINE ITEM TRANSFER | MR |
| 2021 024-624-571 | EQUIPMENT PURCHASE | 11/23/2020 | 210010 | 107,920.00 | 224,000.00 | 116,080.00 | LINE ITEM TRANSFER | MR |
| 2021 024-624-800 | CONTINGENCY | 11/25/2020 | 210010 | 107,920.00 | 107,920.00 | 0.00 | LINE ITEM TRANSFER | MR |
| EXPENDITURES - PCT.4 | | | TOTAL AMENDMENTS | 107,920.00 | 224,000.00 | 81,446.60 | | |
| 2021 024-700-816 | TRANSFER TO CTFG | 11/12/2020 | 210007 | 1:00 | 10,708.76 | 10,708.76 | R&B TRANS TO CTFG | MR |
| EXPENDITURES - RB#4 | TRANSFERS | | TOTAL AMENDMENTS | 1:00 | 10,708.76 | 10,708.76 | | |
| 2021 035-352-400 | GRANT PROCEEDS | 01/21/2021 | 210020 | 47,500.00 | 45,125.00 | 2,375.00 | CORRECT BUDGET TO MATCH AME | SH |
| EXPENDITURES - VICTIM | COORDINA | | TOTAL AMENDMENTS | 2,500.00 | 1,625.00 | 2,375.00 | | |
| 2021 036-352-400 | FORFEITED PROPERTY | 11/12/2020 | 210006 | 15,000.00 | 19,039.16 | 4,039.16 | INCREASE REV & EXP | MR |
| 2021 036-352-400 | FORFEITED PROPERTY | 11/12/2020 | 210009 | 19,039.16 | 21,643.35 | 2,604.19 | INCREASE REV & EXP | MR |
| 2021 036-352-400 | FORFEITED PROPERTY | 01/22/2021 | 210022 | 21,643.35 | 29,065.39 | 7,422.04 | INCREASE REVENUE & EXPENSE | MR |
| 2021 036-352-400 | FORFEITED PROPERTY | 01/22/2021 | 210023 | 29,065.39 | 29,870.39 | 805.00 | INCREASE REVENUE & EXPENSE | MR |
| 2021 036-352-400 | FORFEITED PROPERTY | 02/03/2021 | 210027 | 29,870.39 | 30,150.39 | 280.00 | INCREASE REV & EXP | MR |
| 2021 036-352-400 | FORFEITED PROPERTY | 03/03/2021 | 210030 | 30,150.39 | 30,724.39 | 574.00 | INCREASE REV & EXP | MR |
| 2021 036-352-400 | FORFEITED PROPERTY | 03/03/2021 | 210031 | 30,724.39 | 31,253.22 | 528.83 | INCREASE REV & EXP | MR |
| 2021 036-352-400 | FORFEITED PROPERTY | 03/11/2021 | 210039 | 31,253.22 | 83,665.50 | 52,412.28 | INCREASE REVENUE & EXPENSE | MR |
| 2021 036-352-400 | FORFEITED PROPERTY | 03/17/2021 | 210040 | 83,665.50 | 86,165.50 | 2,500.00 | INCREASE REVENUE & EXPENSE | MR |
| EXPENDITURES - R | | | TOTAL AMENDMENTS | 9 | 71,165.50 | 71,165.50 | | |
| 2021 036-476-471 | DISTRIBUTION TO OT | 11/12/2020 | 210006 | .00 | 1,891.90 | 1,891.90 | INCREASE REV & EXP | MR |

| ACCOUNT NUMBER | ACCOUNT NAME | DATE | AMDT NUMBER | OLD BUDGET AMOUNT | AMENDED BUDGET AMOUNT | AMOUNT OF CHANGE | DESCRIPTION | CLK |
|------------------|--------------------|------------|-------------|-------------------|-----------------------|------------------|-----------------------------|-----|
| 2021 036-476-471 | DISTRIBUTION TO OT | 11/12/2020 | 210009 | 1,831.90 | 3,233.61 | 1,341.71 | INCREASE REV & EXP | MK |
| 2021 036-476-471 | DISTRIBUTION TO OT | 01/22/2021 | 210022 | 3,233.61 | 9,409.85 | 6,176.04 | INCREASE REVENUE & EXPENSE | MK |
| 2021 036-476-480 | LITIGATION EXPENSE | 11/12/2020 | 210039 | 9,409.65 | 36,256.81 | 26,847.16 | INCREASE REV & EXP | MK |
| 2021 036-476-480 | LITIGATION EXPENSE | 01/22/2021 | 210022 | 500.00 | 1,000.00 | 500.00 | INCREASE REVENUE & EXPENSE | MK |
| 2021 036-476-480 | LITIGATION EXPENSE | 01/22/2021 | 210022 | 500.00 | 1,350.00 | 350.00 | INCREASE REVENUE & EXPENSE | MK |
| 2021 036-476-481 | COURT COSTS | 11/12/2020 | 210006 | 368.00 | 736.00 | 368.00 | INCREASE REV & EXP | MK |
| 2021 036-476-481 | COURT COSTS | 01/22/2021 | 210022 | 736.00 | 1,482.00 | 746.00 | INCREASE REVENUE & EXPENSE | MK |
| 2021 036-476-481 | COURT COSTS | 01/22/2021 | 210023 | 1,482.00 | 1,937.00 | 455.00 | INCREASE REVENUE & EXPENSE | MK |
| 2021 036-476-481 | COURT COSTS | 03/03/2021 | 210039 | 1,937.00 | 2,511.00 | 574.00 | INCREASE REV & EXP | MK |
| 2021 036-476-482 | RETURN TO RESPONDE | 02/03/2021 | 210027 | 2,511.00 | 2,796.00 | 285.00 | INCREASE REVENUE & EXP | MK |
| 2021 036-476-482 | RETURN TO RESPONDE | 03/17/2021 | 210039 | 280.00 | 7,662.00 | 7,382.00 | INCREASE REVENUE & EXP | MK |
| 2021 036-476-495 | MISC. EXPENDITURES | 11/12/2020 | 210009 | 1,000.00 | 1,894.48 | 894.48 | INCREASE REV & EXP | MK |
| 2021 036-476-495 | MISC. EXPENDITURES | 03/03/2021 | 210031 | 1,894.48 | 2,423.31 | 528.83 | INCREASE REVENUE & EXP | MK |
| 2021 036-476-495 | MISC. EXPENDITURES | 03/17/2021 | 210039 | 2,423.31 | 20,321.43 | 17,898.12 | INCREASE REVENUE & EXP | MK |
| 2021 036-476-495 | MISC. EXPENDITURES | 03/17/2021 | 210040 | 20,321.43 | 22,821.43 | 2,500.00 | INCREASE REVENUE & EXP | MK |
| 2021 057-403-407 | MICROFITTING | 04/15/2021 | 210050 | 200,000.00 | 150,000.00 | 50,000.00- | LINE ITEM TRANSFER | MK |
| 2021 057-403-462 | OFFICE EQUIPMENT R | 04/15/2021 | 210050 | 200,000.00 | 50,000.00 | 50,000.00- | LINE ITEM TRANSFER | MK |
| 2021 132-370-104 | INSURANCE PROCEEDS | 03/03/2021 | 210032 | 1.00 | 30,204.10- | 30,204.10- | INCREASE REV & EXP | MK |
| 2021 132-390-010 | TRANSFER FROM GENE | 02/03/2021 | 210028 | 2,599,778.00- | 2,701,778.00- | 102,000.00- | LINE ITEM TRANSFER - UNIFOR | MK |
| 2021 132-560-330 | FUEL/LUBRICANTS | 03/31/2021 | 210045 | 130,000.00 | 115,000.00 | 15,000.00- | LINE ITEM TRANSFER | MK |
| 2021 132-560-339 | UNIFORMS | 02/03/2021 | 210028 | 7,500.00 | 97,500.00 | 90,000.00 | LINE ITEM TRANSFER - UNIFOR | MK |
| 2021 132-560-402 | CONTRACT SERVICES | 02/03/2021 | 210028 | 650.00 | 12,650.00 | 12,000.00 | LINE ITEM TRANSFER | MK |
| 2021 132-560-571 | EQUIPMENT PURCHASE | 03/31/2021 | 210044 | 22,000.00 | 12,000.00 | 10,000.00- | LINE ITEM TRANSFER | MK |
| 2021 132-560-575 | SHERIFF'S AUTO PUR | 03/03/2021 | 210032 | 30,204.10 | 30,204.10 | 30,204.10 | INCREASE REV & EXP | MK |
| 2021 132-560-575 | SHERIFF'S AUTO PUR | 03/31/2021 | 210044 | 40,204.10 | 40,204.10 | 10,000.00 | LINE ITEM TRANSFER | MK |
| 2021 132-560-575 | SHERIFF'S AUTO PUR | 03/31/2021 | 210045 | 40,204.10 | 55,204.10 | 15,000.00 | LINE ITEM TRANSFER | MK |
| 2021 541-333-101 | STATE AID - SUPERV | 04/07/2021 | 210048 | 151,103.00- | 116,116.00- | 34,987.00 | ADULT ADJUSTMENT-541 | MK |
| 2021 541-344-112 | DRUG- HAIR FOLLIC | 04/07/2021 | 210048 | 1,000.00- | 500.00- | 500.00 | ADULT ADJUSTMENT-541 | MK |
| 2021 541-570-103 | SALARIES - EMPLOYE | 04/07/2021 | 210048 | 299,470.00 | 424,470.00 | 125,000.00 | ADULT ADJUSTMENT-541 | MK |
| 2021 541-570-201 | SOCIAL SECURITY TA | 04/07/2021 | 210048 | 27,613.00 | 37,178.00 | 9,563.00 | ADULT ADJUSTMENT-541 | MK |
| 2021 541-570-203 | RETIREMENT CONTRIB | 04/07/2021 | 210048 | 29,470.00 | 39,695.00 | 10,225.00 | ADULT ADJUSTMENT-541 | MK |
| 2021 541-570-206 | UNEMPLOYMENT INSUR | 04/07/2021 | 210048 | 1,117.00 | 1,503.00 | 386.00 | ADULT ADJUSTMENT-541 | MK |
| 2021 541-570-310 | SUPPLIES/OPERATION | 04/07/2021 | 210048 | 20,250.00 | 188,274.00 | 168,024.00 | ADULT ADJUSTMENT-541 | MK |
| 2021 541-570-419 | PROFESSIONAL FEES | 04/07/2021 | 210048 | 26,364.00 | 26,362.00- | 2.00- | ADULT ADJUSTMENT-541 | MK |
| 2021 541-570-420 | TELEPHONE - UTILIT | 04/07/2021 | 210048 | 3,910.00 | 6,910.00 | 3,000.00 | ADULT ADJUSTMENT-541 | MK |
| 2021 541-570-572 | EQUIPMENT | 04/07/2021 | 210048 | 8,100.00 | 11,100.00 | 3,000.00 | ADULT ADJUSTMENT-541 | MK |
| 2021 541-570-572 | SUPERVISION | 04/07/2021 | 210048 | 8,100.00 | 11,100.00 | 3,000.00 | ADULT ADJUSTMENT-541 | MK |

| ACCOUNT NUMBER | ACCOUNT NAME | DATE | AMDMT NUMBER | OLD BUDGET AMOUNT | AMENDED BUDGET AMOUNT | AMOUNT OF CHANGE | DESCRIPTION | CLK |
|------------------|---------------------|------------|--------------|-------------------|-----------------------|------------------|-----------------------------|-----|
| 2021 541-700-559 | TRANSFER TO MENTAL | 04/07/2021 | 210048 | 14,565.00 | 8,251.00 | 6,314.00- | ADULT ADJUSTMENT-541 | MK |
| | TOTAL AMENDMENTS | | 1 | TOTAL | 8,251.00 | 6,314.00- | | |
| 2021 545-333-111 | COMMITMENT REDUCTI | 09/23/2020 | 202001 | 61,871.00- | .00 | 61,871.00 | TRANSFERRED TO FUND 547 | SH |
| | TOTAL AMENDMENTS | | 1 | TOTAL | CHANGES | 61,871.00 | | |
| 2021 545-435-103 | EMPLOYEE SALARY | 09/23/2020 | 202101 | 46,057.00 | .00 | 46,057.00- | MOVE FUND 545 TO 547 | SH |
| 2021 545-435-201 | SOCIAL SECURITY TA | 09/23/2020 | 202101 | 3,523.36 | .00 | 3,523.36- | MOVE FUND 545 TO 547 | SH |
| 2021 545-435-202 | GROUP INSURANCE | 09/23/2020 | 202101 | 8,003.00 | .00 | 8,003.00- | MOVE FUND 545 TO 547 | SH |
| 2021 545-435-203 | RETIREMENT CONTRIB | 09/23/2020 | 202101 | 3,767.46 | .00 | 3,767.46- | MOVE FUND 545 TO 547 | SH |
| 2021 545-435-204 | WORKERS COMPENSATI | 09/23/2020 | 202101 | 377.67 | .00 | 377.67- | MOVE FUND 545 TO 547 | SH |
| 2021 545-435-206 | UNEMPLOYMENT INSUR | 09/23/2020 | 202101 | 142.51 | .00 | 142.51- | MOVE FUND 545 TO 547 | SH |
| | TOTAL AMENDMENTS | | 6 | TOTAL | CHANGES | 61,871.00- | | |
| 2021 546-587-107 | SALARIES-EXTRA HEL | 09/30/2020 | 2021-2 | 53,751.08 | 56,372.58 | 2,621.50 | MATCH TO GRANT MANAGER | MK |
| | TOTAL AMENDMENTS | | 1 | TOTAL | CHANGES | 2,621.50 | | |
| 2021 547-333-110 | STATE AID - JUV GR | 09/23/2020 | 202101 | 340,497.00- | 402,368.00- | 61,871.00- | INCREASED FOR FUND 545 REVE | SH |
| 2021 547-333-110 | STATE AID - JUV GR | 09/23/2020 | 202102 | 402,368.00- | 474,214.00- | 71,846.00- | COMBINE FUND 549 TO 547 | SH |
| 2021 547-333-110 | STATE AID - JUV GR | 09/23/2020 | 202103 | 474,214.00- | 469,105.00- | 5,109.00- | MOVE 547 EXPENSE TO 556 | SH |
| | TOTAL AMENDMENTS | | 3 | TOTAL | CHANGES | 128,608.00- | | |
| 2021 547-435-103 | SALARIES EMPLOYEES | 09/23/2020 | 202101 | 46,057.00 | .00 | 46,057.00 | MOVE FUND 545 TO 547 | SH |
| 2021 547-435-103 | SALARIES EMPLOYEES | 09/23/2020 | 202102 | 76,050.00 | .00 | 76,050.00 | COMBINE FUND 549 TO 547 | SH |
| 2021 547-435-201 | SOCIAL SECURITY | 09/23/2020 | 202101 | 3,523.36 | .00 | 3,523.36 | MOVE FUND 545 TO 547 | SH |
| 2021 547-435-201 | SOCIAL SECURITY | 09/23/2020 | 202102 | 5,817.82 | .00 | 5,817.82 | COMBINE FUND 549 TO 547 | SH |
| 2021 547-435-202 | GROUP INSURANCE | 09/23/2020 | 202101 | 8,003.00 | .00 | 8,003.00 | MOVE FUND 545 TO 547 | SH |
| 2021 547-435-202 | GROUP INSURANCE | 09/23/2020 | 202102 | 16,006.00 | .00 | 16,006.00 | COMBINE FUND 549 TO 547 | SH |
| 2021 547-435-203 | RETIREMENT | 09/23/2020 | 202101 | 3,767.46 | .00 | 3,767.46 | MOVE FUND 545 TO 547 | SH |
| 2021 547-435-203 | RETIREMENT | 09/23/2020 | 202102 | 6,220.89 | .00 | 6,220.89 | COMBINE FUND 549 TO 547 | SH |
| 2021 547-435-204 | WORKERS COMPENSATI | 09/23/2020 | 202101 | 377.67 | .00 | 377.67 | MOVE FUND 545 TO 547 | SH |
| 2021 547-435-204 | WORKERS COMPENSATI | 09/23/2020 | 202102 | 623.61 | .00 | 623.61 | COMBINE FUND 549 TO 547 | SH |
| 2021 547-435-206 | UNEMPLOYMENT INSUR | 09/23/2020 | 202101 | 142.51 | .00 | 142.51 | MOVE FUND 545 TO 547 | SH |
| 2021 547-435-206 | UNEMPLOYMENT INSUR | 09/23/2020 | 202102 | 234.68 | .00 | 234.68 | COMBINE FUND 549 TO 547 | SH |
| | TOTAL AMENDMENTS | | 18 | TOTAL | CHANGES | 61,871.00 | | |
| 2021 547-581-204 | WORKERS COMPENSATI | 09/30/2020 | 2021-4 | 724.68 | 723.85 | .83- | MATCH TO GRANT MANAGER | MK |
| 2021 547-581-204 | WORKERS COMPENSATI | 09/30/2020 | 2021-5 | 723.85 | 723.88 | .03 | MATCH TO GRANT MANAGER | MK |
| 2021 547-581-412 | NON RESIDENTIAL SRV | 09/23/2020 | 202103 | 5,109.00 | .00 | 5,109.00- | MOVE 547 EXPENSE TO 556 | SH |
| | TOTAL AMENDMENTS | | 3 | TOTAL | CHANGES | 5,109.80- | | |
| 2021 547-585-103 | SALARY EMPLOYEE | 09/23/2020 | 20102 | .00 | 29,993.00 | 29,993.00 | CORRECT AMENDMENT | SH |
| 2021 547-585-201 | SOCIAL SECURITY | 09/23/2020 | 20102 | .00 | 2,294.46 | 2,294.46 | CORRECT AMENDMENT | SH |
| 2021 547-585-202 | GROUP INSURANCE | 09/23/2020 | 20102 | .00 | 8,003.00 | 8,003.00 | CORRECT AMENDMENT | SH |
| 2021 547-585-203 | RETIREMENT CONTRIB | 09/23/2020 | 20102 | .00 | 2,453.43 | 2,453.43 | CORRECT AMENDMENT | SH |
| 2021 547-585-204 | WORKERS COMPENSATI | 09/23/2020 | 20102 | .00 | 245.94 | 245.94 | CORRECT AMENDMENT | SH |
| 2021 547-585-206 | UNEMPLOYMENT INSUR | 09/23/2020 | 20102 | .00 | 92.17 | 92.17 | CORRECT AMENDMENT | SH |
| 2021 547-585-414 | MENTAL HEALTH COUN | 09/23/2020 | 202102 | .00 | 2,077.00 | 2,077.00 | COMBINE FUND 549 TO 547 | SH |
| 2021 547-585-415 | SEX OFFENDER COUNS | 09/23/2020 | 202102 | .00 | 23,625.00 | 23,625.00 | COMBINE FUND 549 TO 547 | SH |

| ACCOUNT NUMBER | ACCOUNT NAME | DATE | AMDMT NUMBER | OLD BUDGET AMOUNT | AMENDED BUDGET AMOUNT | AMOUNT OF CHANGE | DESCRIPTION | CLK |
|------------------|--------------------|------------|--------------|-------------------|-----------------------|------------------|-------------------------|-----|
| 2021 547-585-416 | PHYSCHO EVALUATION | 09/23/2020 | 202102 | .00 | 2,700.00 | 2,700.00 | COMBINE FUND 549 TO 547 | SH |
| 2021 547-585-419 | PSYC PHYSICIANS LA | 09/23/2020 | 202102 | .00 | 362.00 | 362.00 | COMBINE FUND 549 TO 547 | SH |
| | TOTAL AMENDMENTS | | | 10.00 | 3,062.00 | 3,062.00 | | |
| 2021 547-587-107 | SALARIES - EXTRA H | 09/30/2020 | 2021-3 | 9,517.93 | 9,517.73 | .20- | MATCH TO GRANT MANAGER | MK |
| 2021 547-587-107 | SALARIES - EXTRA H | 09/30/2020 | 2021-6 | 9,517.73 | 9,518.73 | 1.00 | MATCH TO GRANT MANAGER | MK |
| | TOTAL AMENDMENTS | | | 19,035.66 | 19,036.46 | 1.80 | | |
| 2021 549-333-103 | STATE AID - GRANT | 09/23/2020 | 202102 | 71,846.00- | 71,846.00 | 71,846.00 | COMBINE FUND 549 TO 547 | SH |
| | TOTAL AMENDMENTS | | | 1.00 | 71,846.00 | 71,846.00 | | |
| 2021 549-585-103 | SALARY EMPLOYEE | 09/23/2020 | 202102 | 29,993.00 | 29,993.00- | 29,993.00- | COMBINE FUND 549 TO 547 | SH |
| 2021 549-585-201 | SOCIAL SECURITY TA | 09/23/2020 | 202102 | 2,294.46 | 2,294.46- | 2,294.46- | COMBINE FUND 549 TO 547 | SH |
| 2021 549-585-202 | GROUP INSURANCE | 09/23/2020 | 202102 | 8,003.00 | 8,003.00- | 8,003.00- | COMBINE FUND 549 TO 547 | SH |
| 2021 549-585-203 | RETIREMENT CONTRIB | 09/23/2020 | 202102 | 2,453.43 | 2,453.43- | 2,453.43- | COMBINE FUND 549 TO 547 | SH |
| 2021 549-585-204 | WORKERS COMPENSATI | 09/23/2020 | 202102 | 245.94 | 245.94- | 245.94- | COMBINE FUND 549 TO 547 | SH |
| 2021 549-585-206 | UNEMPLOYMENT INSUR | 09/23/2020 | 202102 | 92.17 | 92.17- | 92.17- | COMBINE FUND 549 TO 547 | SH |
| 2021 549-585-414 | MENTAL HEALTH COUN | 09/23/2020 | 202102 | 2,077.00 | 2,077.00- | 2,077.00- | COMBINE FUND 549 TO 547 | SH |
| 2021 549-585-416 | PSYCHO EVAL | 09/23/2020 | 202102 | 2,700.00 | 2,700.00- | 2,700.00- | COMBINE FUND 549 TO 547 | SH |
| 2021 549-585-419 | PSYC PHYSICIANS LA | 09/23/2020 | 202102 | 362.00 | 362.00- | 362.00- | COMBINE FUND 549 TO 547 | SH |
| | TOTAL AMENDMENTS | | | 9.00 | 48,221.00- | 48,221.00- | | |
| 2021 549-588-415 | SEX OFFENDER COUNS | 09/23/2020 | 202102 | 23,625.00 | 23,625.00- | 23,625.00- | COMBINE FUND 549 TO 547 | SH |
| | TOTAL AMENDMENTS | | | 1.00 | 23,625.00- | 23,625.00- | | |
| 2021 552-333-117 | ETCOG REIMBURSEMEN | 12/09/2020 | 210016 | 4,000.00- | 9,000.00- | 5,000.00- | JUV BA #1 | MK |
| 2021 552-333-117 | ETCOG REIMBURSEMEN | 12/09/2020 | 210017 | 9,000.00- | 4,000.00- | 5,000.00- | REVERSE #210016 | MK |
| 2021 552-333-117 | ETCOG REIMBURSEMEN | 12/09/2020 | 210018 | 4,000.00- | 5,000.00- | 1,000.00- | CORRECT #210016 | MK |
| | TOTAL AMENDMENTS | | | 3.00 | 1,000.00- | 1,000.00- | | |
| 2021 552-582-410 | PSYCHOLOGICALS-ETC | 12/09/2020 | 210016 | 4,000.00 | 9,000.00 | 5,000.00 | JUV BA #1 | MK |
| 2021 552-582-410 | PSYCHOLOGICALS-ETC | 12/09/2020 | 210017 | 9,000.00 | 4,000.00 | 5,000.00- | REVERSE #210016 | MK |
| 2021 552-582-410 | PSYCHOLOGICALS-ETC | 12/09/2020 | 210018 | 4,000.00 | 5,000.00 | 1,000.00 | CORRECT #210016 | MK |
| | TOTAL AMENDMENTS | | | 3.00 | 1,000.00 | 1,000.00 | | |
| 2021 556-333-114 | GRANT R - ALLOCATI | 09/23/2020 | 202103 | .00 | 5,109.00- | 5,109.00- | MOVE 547 EXPENSE TO 556 | SH |
| | TOTAL AMENDMENTS | | | 1.00 | 5,109.00- | 5,109.00- | | |
| 2021 556-582-412 | NOBLE SUPPOT SERV | 09/23/2020 | 202103 | .00 | 5,109.00 | 5,109.00 | MOVE 547 EXPENSE TO 556 | SH |
| 2021 556-582-412 | NOBLE SUPPOT SERV | 09/30/2020 | 2021-0 | 5,109.00 | 5,108.80 | .20- | MATCH GRANT MANAGER | SH |
| | TOTAL AMENDMENTS | | | 2.00 | 5,108.80 | 5,108.80 | | |
| 2021 559-390-541 | TRANSFER FROM SUPE | 04/07/2021 | 210049 | 14,565.00- | 8,251.00- | 6,314.00 | ADULT ADJUSTMENT-559 | MK |
| | TOTAL AMENDMENTS | | | 1.00 | 6,314.00 | 6,314.00 | | |
| 2021 559-570-103 | SALARIES - EMPLOYE | 04/07/2021 | 210049 | 42,000.00 | 35,739.00 | 6,261.00- | ADULT ADJUSTMENT-559 | MK |
| 2021 559-570-201 | SOCIAL SECURITY | 04/07/2021 | 210049 | 3,213.00 | 3,692.00 | 479.00 | ADULT ADJUSTMENT-559 | MK |
| 2021 559-570-203 | RETIREMENT CONTRIB | 04/07/2021 | 210049 | 3,436.00 | 2,923.00 | 513.00- | ADULT ADJUSTMENT-559 | MK |
| 2021 559-570-206 | UNEMPLOYMENT INSUR | 04/07/2021 | 210049 | 130.00 | 111.00 | 19.00- | ADULT ADJUSTMENT-559 | MK |
| | TOTAL AMENDMENTS | | | 4.00 | 6,314.00- | 6,314.00- | | |
| 2021 567-435-427 | TRAINING | 03/17/2021 | 210038 | 3,200.00 | 3,000.00 | 200.00- | LINE ITEM TRANSFER | MK |
| 2021 567-435-495 | MTSC | 03/17/2021 | 210038 | 100.00 | 300.00 | 200.00 | LINE ITEM TRANSFER | MK |
| 2021 567-435-571 | EQUIPMENT PURCHASE | 03/31/2021 | 210046 | 40,000.00 | 41,300.00 | 1,300.00 | LINE ITEM TRANSFER | MK |
| 2021 567-435-572 | OFFICE EQUIPMENT | 03/31/2021 | 210046 | 1,500.00 | 200.00- | 1,300.00- | LINE ITEM TRANSFER | MK |

| ACCOUNT NUMBER | ACCOUNT NAME | DATE | AMOUNT NUMBER | OLD BUDGET AMOUNT | AMENDED BUDGET AMOUNT | AMOUNT OF CHANGE | DESCRIPTION | CLK |
|--------------------------------|--------------------|------------|------------------|-------------------|-----------------------|------------------|-----------------------------|-----|
| EXPENDITURES-ABATEMENT OFFICER | | | TOTAL AMENDMENTS | 4 | TOTAL CHANGES | .00 | | |
| 2021 816-390-021 | TRANSFER FROM RB#1 | 11/12/2020 | 210008 | .00 | 10,928.80- | 10,928.80- | R&B CIFG MATCHES | MK |
| 2021 816-390-022 | TRANSFER FROM RB#2 | 11/12/2020 | 210008 | .00 | 13,182.00- | 13,182.00- | R&B CIFG MATCHES | MK |
| 2021 816-390-023 | TRANSFER FROM RB#3 | 11/12/2020 | 210008 | .00 | 11,116.24- | 11,116.24- | R&B CIFG MATCHES | MK |
| 2021 816-390-024 | TRANSFER FROM RB#4 | 11/12/2020 | 210008 | .00 | 10,708.76- | 10,708.76- | R&B CIFG MATCHES | MK |
| | | | TOTAL AMENDMENTS | 4 | TOTAL CHANGES | 45,935.80- | | |
| 2021 816-621-335 | ROAD & BRIDGE MATE | 11/12/2020 | 210008 | 54,644.00 | 65,572.80 | 10,928.80 | R&B CIFG MATCHES | MK |
| EXPENDITURES - R&B PCT 1 | | | TOTAL AMENDMENTS | 1 | TOTAL CHANGES | 10,928.80 | | |
| 2021 816-622-335 | ROAD & BRIDGE MATE | 11/12/2020 | 210008 | 65,911.01 | 79,093.01 | 13,182.00 | R&B CIFG MATCHES | MK |
| EXPENDITURES - R&B PCT 2 | | | TOTAL AMENDMENTS | 1 | TOTAL CHANGES | 13,182.00 | | |
| 2021 816-623-335 | ROAD & BRIDGE MATE | 11/12/2020 | 210008 | 55,581.22 | 66,697.46 | 11,116.24 | R&B CIFG MATCHES | MK |
| EXPENDITURES - R&B PCT 3 | | | TOTAL AMENDMENTS | 1 | TOTAL CHANGES | 11,116.24 | | |
| 2021 816-624-335 | ROAD & BRIDGE MATE | 11/12/2020 | 210008 | 53,543.78 | 64,252.54 | 10,708.76 | R&B CIFG MATCHES | MK |
| EXPENDITURES - R&B PCT 4 | | | TOTAL AMENDMENTS | 1 | TOTAL CHANGES | 10,708.76 | | |
| 2021 817-352-400 | GRANT PROCEEDS | 04/06/2021 | 65,370.00 | 1 | 65,370.00 | 65,370.00 | GRANT WAS NOT AWARDED | SH |
| | | | TOTAL AMENDMENTS | 1 | TOTAL CHANGES | 65,370.00 | | |
| 2021 817-390-010 | TRANSFER FROM GENE | 04/06/2021 | 18,410.29 | 1 | 18,410.29 | 18,410.29 | GRANT WAS NOT AWARDED | SH |
| | | | TOTAL AMENDMENTS | 1 | TOTAL CHANGES | 18,410.29 | | |
| 2021 817-476-103 | SALARIES - EMPLOYE | 04/06/2021 | 60,000.00 | .00 | 60,000.00- | 60,000.00- | GRANT WAS NOT AWARDED - VOW | SH |
| 2021 817-476-201 | SOCIAL SECURITY TA | 04/06/2021 | 4,590.00 | .00 | 4,590.00- | 4,590.00- | VOWA GRANT WAS NOT AWARDED | SH |
| 2021 817-476-202 | GROUP INSURANCE | 04/06/2021 | 8,002.32 | .00 | 8,002.32- | 8,002.32- | VOWA GRANT WAS NOT AWARDED | SH |
| 2021 817-476-203 | RETIREMENT | 04/06/2021 | 4,908.00 | .00 | 4,908.00- | 4,908.00- | VOWA GRANT WAS NOT AWARDED | SH |
| 2021 817-476-204 | WORKERS COMPENSATI | 04/06/2021 | 171.48 | .00 | 171.48- | 171.48- | VOWA GRANT WAS NOT AWARDED | SH |
| 2021 817-476-206 | UNEMPLOYMENT INSUR | 04/06/2021 | 186.00 | .00 | 186.00- | 186.00- | VOWA GRANT WAS NOT AWARDED | SH |
| 2021 817-476-310 | OFFICE SUPPLIES | 04/06/2021 | 5,922.49 | .00 | 5,922.49- | 5,922.49- | VOWA GRANT WAS NOT AWARDED | SH |
| EXPENDITURES - AMERICAN RESCUE | | | TOTAL AMENDMENTS | 7 | TOTAL CHANGES | 83,780.29- | | |

DATE 04/27/2021 TIME 07:56

COMBINED STATEMENT OF CASH POSITION FOR MARCH

| FUND NAME | CHECKING ACCOUNT | CHECKING AMOUNT | TDOA ACCOUNT | TDOA AMOUNT | FUND TOTAL |
|--|-----------------------------|-----------------|--------------|---------------|---------------|
| 2021 010 GENERAL FUND | FIN CLEAR AMERICAN CTY JURY | 171,247.81 | TDOA MBTA | 5,280,292.08 | 5,451,540.00 |
| 2021 012 RESERVE FUNDS | FIN CLEAR | 3,411.00 | TDOA MBTA | 11,256,479.39 | 11,256,479.39 |
| 2021 015 SHERIFF CHAPTER 59 FORFEITURE/IN CLEAR AMERICAN | FIN CLEAR AMERICAN | 2,433.02 | TDOA MBTA | 16,356.02 | 18,789.04 |
| 2021 016 DA FORFEITURE FUND | FIN CLEAR | 6,000.90 | TDOA MBTA | | 6,000.90 |
| | ESCROW #1 | 7,454.26 | | | 7,454.26 |
| | ESCROW #2 | 16,373.58 | | | 16,373.58 |
| | ESCROW #3 | | | | |
| | ESCROW #4 | | | | |
| | ESCROW #5 | | | | |
| | ESCROW #6 | | | | |
| | ESCROW #7 | | | | |
| | ESCROW #8 | | | | |
| | ESCROW #9 | | | | |
| | ESCROW #10 | 29,056.22 | | | 29,056.22 |
| | ESCROW #11 | | | | |
| | ESCROW #12 | | | | |
| | ESCROW #13 | | | | |
| | ESCROW #14 | | | | |
| | ESCROW #15 | | | | |
| | ESCROW #16 | | | | |
| | ESCROW #17 | | | | |
| | ESCROW #18 | 6,480.09 | | | 6,480.09 |
| | ESCROW #19 | | | | |
| | ESCROW #20 | | | | |
| | ESCROW #21 | | | | |
| | ESCROW #22 | | | | |
| | ESCROW #23 | | | | |
| | ESCROW #24 | | | | |
| | ESCROW #25 | | | | |
| | ESCROW #26 | | | | |
| | ESCROW #27 | 1,001.65 | | | 1,001.65 |
| | ESCROW #28 | 2,927.33 | | | 2,927.33 |
| | ESCROW #29 | | | | |
| | ESCROW #30 | | | | |
| | ESCROW #31 | | | | |
| | ESCROW #32 | | | | |
| | ESCROW #33 | | | | |
| | ESCROW #34 | | | | |
| | ESCROW #35 | 9,663.00 | | | 9,663.00 |
| | ESCROW #36 | 3,135.13 | | | 3,135.13 |
| | ESCROW #37 | | | | |
| | ESCROW #38 | | | | |
| | ESCROW #39 | | | | |
| | ESCROW #40 | | | | |
| | ESCROW #41 | | | | |
| | ESCROW #42 | | | | |
| | ESCROW #43 | | | | |
| | ESCROW #44 | | | | |
| | ESCROW #45 | | | | |

COMBINED STATEMENT OF CASH POSITION FOR MARCH

| FUND NAME | CHECKING ACCOUNT | CHECKING AMOUNT | TDOA ACCOUNT | TDOA AMOUNT | FUND TOTAL |
|---|------------------|-----------------|--------------|-------------|------------|
| | ESCROW #46 | | | | |
| | ESCROW #47 | | | | |
| | ESCROW #48 | | | | |
| | ESCROW #49 | | | | |
| | ESCROW #50 | | | | |
| | ESCROW #51 | | | | |
| | ESCROW #52 | | | | |
| | ESCROW #53 | | | | |
| | ESCROW #54 | | | | |
| | ESCROW #55 | | | | |
| | ESCROW #56 | | | | |
| | ESCROW #57 | | | | |
| | ESCROW #58 | | | | |
| | ESCROW #59 | | | | |
| | ESCROW #60 | | | | |
| | ESCROW #61 | | | | |
| | ESCROW #62 | | | | |
| | ESCROW #63 | | | | |
| | ESCROW #64 | | | | |
| | ESCROW #65 | | | | |
| | ESCROW #66 | | | | |
| | ESCROW #67 | | | | |
| | ESCROW #68 | | | | |
| | ESCROW #69 | | | | |
| | ESCROW #70 | | | | |
| | ESCROW #71 | | | | |
| | ESCROW #72 | | | | |
| | ESCROW #73 | | | | |
| | ESCROW #74 | | | | |
| | ESCROW #75 | | | | |
| | ESCROW #76 | | | | |
| | ESCROW #77 | | | | |
| | ESCROW #78 | | | | |
| | ESCROW #79 | | | | |
| | ESCROW #80 | | | | |
| | ESCROW #81 | | | | |
| | ESCROW #82 | | | | |
| | ESCROW #83 | | | | |
| | ESCROW #84 | 640.68 | | | |
| | ESCROW #85 | | | | |
| | ESCROW #86 | | | | |
| | ESCROW #87 | | | | |
| | ESCROW #88 | | | | |
| 2021 017 BUILDING SECURITY FUND | FIN CLEAR | 7,185.35 | TDOA MBIA | 20,018.34 | 82,732.84 |
| 2021 018 JUSTICE COURT BLDG SECURITY FUND | FIN CLEAR | 2,345.37 | TDOA | 9,413.28 | 27,203.69 |
| 2021 019 DA FOREFEITURE FUND | ESCROW #13 | | | | |
| | ESCROW #14 | | | | |
| | ESCROW #15 | | | | |
| | ESCROW #16 | | | | |
| | ESCROW #45 | | | | |
| 2021 021 ROAD & BRIDGE - PCT. 1 | FIN CLEAR | 46,826.62 | TDOA | 675,583.75 | |

| FUND NAME | CHECKING ACCOUNT | CHECKING AMOUNT | TDOA ACCOUNT | TDOA AMOUNT | FUND TOTAL |
|--|------------------|-----------------|--------------|-------------|--------------|
| 2021 022 ROAD & BRIDGE - PCT. 2 | FIN CLEAR | 30,777.76 | TDOA MBIA | 784,123.02 | 2,067,586.20 |
| 2021 023 ROAD & BRIDGE - PCT. 3 | FIN CLEAR | 55,610.21 | TDOA MBIA | 833,319.29 | 1,594,102.91 |
| 2021 024 ROAD & BRIDGE - PCT. 4 | FIN CLEAR | 34,133.29 | TDOA MBIA | 446,900.56 | 1,186,207.64 |
| 2021 026 ROAD & BRIDGE - GEN | FIN CLEAR | 3,154.72 | TDOA MBIA | 705,173.79 | 1,176.52 |
| 2021 035 VICTIM COORDINATOR GRANT | FIN CLEAR | 11,194.53- | TDOA MBIA | 1,021.80 | 4,176.52 |
| 2021 036 DA FORFEITURE FUND II | FIN CLEAR | 2,760.69 | TDOA MBIA | 57,231.23 | 11,194.53- |
| 2021 037 CONSTABLE PCT #4 SEIZURE | FIN CLEAR | 819.89 | TDOA MBIA | 3,884.77 | 59,991.92 |
| 2021 040 COUNTY LAW LIBRARY FUND | FIN CLEAR | 5,542.56 | TDOA MBIA | 69,747.93 | 4,704.66 |
| 2021 042 COUNTY FREE LIBRARY | FIN CLEAR | 27,190.26 | TDOA MBIA | 92,974.39 | 75,290.49 |
| 2021 047 DIGITIZE RECORDS | FIN CLEAR | 13,582.05 | TDOA MBIA | 34,469.18 | 27,190.26 |
| 2021 048 SUPPLEMENTAL GUARDIANSHIP | FIN CLEAR | 2,758.22 | TDOA MBIA | 8,286.25 | 106,556.44 |
| 2021 049 COUNTY CHILD ABUSE PREVENTION | FIN CLEAR | 2,487.33 | TDOA MBIA | .03 | 37,227.40 |
| 2021 050 COURT RELATED PROGRAMS | FIN CLEAR | 4,926.10 | TDOA MBIA | 4,991.39 | 10,773.58 |
| 2021 052 COUNTY & DISTRICT TECH FUND | FIN CLEAR | 1,671.02 | TDOA MBIA | 311,641.16 | 4,926.13 |
| 2021 053 CAPITALCREDITSECONOMICDEVELOP | FIN CLEAR | 2,781.18 | TDOA MBIA | 35,009.77 | 6,662.41 |
| 2021 054 DISTRICT CLERK TECHNOLOGY | FIN CLEAR | 7,501.24 | TDOA MBIA | 30,046.82 | 349,432.11 |
| 2021 055 CHAPTER 19 | FIN CLEAR | | TDOA MBIA | | 37,548.06 |
| 2021 056 COUNTY RECORDS FUND | FIN CLEAR | 7,359.23 | TDOA MBIA | 145,140.72 | 152,499.95 |
| 2021 057 COUNTY CLERK RECORDS FUND | FIN CLEAR | 4,871.74 | TDOA MBIA | 286,985.89 | 291,857.63 |

| FUND NAME | CHECKING ACCOUNT | CHECKING AMOUNT | TDOA ACCOUNT | TDOA AMOUNT | FUND TOTAL |
|--|------------------|-----------------|--------------|--------------------------|--------------|
| 2021 058 DISTRICT CLERK RECORDS FUND | FIN CLEAR | 4,768.90 | TDOA | 9,436.27 | 14,205.17 |
| 2021 059 COUNTY CLERK ARCHIVE | FIN CLEAR | 4,560.40 | TDOA | 526,870.09 | 531,430.49 |
| 2021 070 PERMANENT IMPROVEMENT FUND | FIN CLEAR | 2.05 | TDOA MBIA | | 2.05 |
| 2021 075 RIGHT-OF-WAY FUND | FIN CLEAR | | TDOA MBIA | | |
| 2021 084 TAX ANTICIPATION NOTES | FIN CLEAR | | TDOA MBIA | | |
| 2021 085 DEBT SERVICE FUND | DEBT CL | 173,308.18 | TDOA MBIA | 916,303.65 | 1,089,611.97 |
| 2021 087 VZC INDIGENT HEALTH PROGRAM | FIN CLEAR | 914.63 | TDOA MBIA | 104,192.06 | 105,106.69 |
| 2021 088 SOIL CONSERVATION DIST FUND | FIN CLEAR | 2,802.44 | TDOA MBIA | 74,377.58 | 77,180.02 |
| 2021 090 APPELLATE JUSTICE SYSTEM FUND | FIN CLEAR | 1,130.35 | TDOA MBIA | | 1,130.35 |
| 2021 095 PAYROLL CLEARING ACCOUNT. | PAYCLEAR | 194,039.82 | MBIA | | 194,039.82 |
| 2021 096 GEN FIXED ASSETS ACCOUNT GRP | | | MBIA | | |
| 2021 097 LONG TERM DEBT GROUP | | | MBIA | | |
| 2021 131 VAN ZANDT COUNTY JAIL | FIN CLEAR | 22,354.74 | TDOA MBIA | 576,012.68 200,000.00 | 798,367.42 |
| 2021 132 VAN ZANDT COUNTY SHERIFF DEPT | FIN CLEAR | 14,946.99 | TDOA MBIA | 333,000.00 | 347,946.99 |
| 2021 145 SOLID WASTE GRANT | FIN CLEAR | | | | |
| 2021 147 2020 HAVA CARES ACT | FIN CLEAR | 1,846.74 | TDOA MBIA | 15,034.34 | 16,881.08 |
| 2021 400 FRUITVALE 2021 TXCDBG | 722048WATER | | | | |
| 2021 401 BENNEBELERWSC | 71348911131115 | | | | |
| 2021 402 LITTLEHOPEMOOREWSC | 7130260813 | | | | |
| 2021 540 PRETRIAL SUPERVISION | FIN CLEAR | 6,268.48 | TDOA | 125,647.09 | 131,915.57 |
| 2021 541 COMMUNITY SUP & CORRECTIONS | FIN CLEAR | 32,342.69 | TDOA MBIA | 310,636.14 | 342,978.83 |
| 2021 542 ADULT PROBATION CIVIL | FIN CLEAR | 7,679.42 | TDOA MBIA | 51,160.04 311,399.02 | 370,238.48 |

| FUND NAME | CHECKING ACCOUNT | CHECKING AMOUNT | TDOA ACCOUNT | TDOA AMOUNT | FUND TOTAL |
|--|------------------|-----------------|--------------|-------------|------------|
| 2021 543 HIGH RISK SUBSTANCE ABUSE -CFIN CLEAR | FIN CLEAR | 6,093.88 | TDOA MBIA | | 6,093.88 |
| 2021 544 HIGH RISK SEX OFFENDER -CCP FIN CLEAR | FIN CLEAR | 5,172.99 | TDOA | | 5,172.99 |
| 2021 545 GRANT C COMMIT REDUCTION PROFIN CLEAR | FIN CLEAR | .63 | TDOA MBIA | | .63 |
| 2021 546 JUVENILE PROBATION FUND | FIN CLEAR | 9,187.41 | TDOA MBIA | 125,000.00 | 254,187.41 |
| 2021 547 VZCPD STATE AID GRANT A | FIN CLEAR | 46,906.25 | TDOA MBIA | | 46,906.25 |
| 2021 549 VZCPD - GRANT N | FIN CLEAR | 4,479.81 | TDOA MBIA | | 4,479.81 |
| 2021 550 D A SUPPLEMENTAL FUND | FIN CLEAR | 66.15- | TDOA MBIA | | 66.15- |
| 2021 551 VOICES - JUV CJD GRANT | FIN CLEAR | | TDOA | | 1,061.00- |
| 2021 552 ETCOG RESIDENTIAL | FIN CLEAR | 1,061.00- | TDOA MBIA | 24,011.59 | 24,140.83 |
| 2021 555 JUVENILE PROBATION INTEREST FIN CLEAR | FIN CLEAR | 94.54 | TDOA MBIA | 34.70 | 10,241.32 |
| 2021 556 REGIONAL SERVICE ENHANCEMENTFIN CLEAR | FIN CLEAR | 10,241.32 | TDOA | | .45 |
| 2021 558 GRANT S | FIN CLEAR | .45 | TDOA MBIA | | 4,589.27 |
| 2021 559 MENTAL IMPAIRMENT CASELOAD | FIN CLEAR | 4,589.27 | TDOA MBIA | | 30,642.64 |
| 2021 565 INDIGENT DEFENSE GRANT | FIN CLEAR | 4,384.01 | TDOA | | 60,282.13 |
| 2021 567 FIRE MARSHAL | FIN CLEAR | 18,465.43 | TDOA MBIA | 110,031.15 | 188,778.71 |
| 2021 568 TECHNOLOGY RESOURCES | FIN CLEAR | 1.07 | TDOA | | 15,213.98 |
| 2021 569 HAVA ELECTION GRANT | FIN CLEAR | 159.98 | TDOA | | 1.07 |
| 2021 570 GOLDEN WATER SUPPLY CORP | FIN CLEAR | | TDOA MBIA | | 15,373.96 |
| 2021 580 D.A. CHECK COLLECTION FUND | FIN CLEAR | 336.77 | TDOA MBIA | 10,679.83 | 11,016.60 |
| 2021 591 CONSTABLE #1 TIEOSE FUND | FIN CLEAR | 3,201.53 | TDOA MBIA | .33 | 3,201.86 |
| 2021 592 CONSTABLE #2 TIEOSE FUND | FIN CLEAR | 2,692.48 | TDOA MBIA | | 2,692.48 |
| 2021 593 CONSTABLE #3 TIEOSE FUND | FIN CLEAR | 1,359.92 | TDOA MBIA | | 1,359.92 |
| 2021 594 CONSTABLE #4 TIEOSE FUND | FIN CLEAR | 667.71 | TDOA MBIA | 4,904.81 | 5,572.52 |

DATE 04/27/2021 TIME 07:56

COMBINED STATEMENT OF CASH POSITION FOR MARCH

| FUND NAME | CHECKING ACCOUNT | CHECKING AMOUNT | TDOA ACCOUNT | TDOA AMOUNT | FUND TOTAL |
|---|------------------|-----------------|--------------|-------------|------------|
| 2021 595 SHERIFF TIBOSE FUND | FIN CLEAR | 4,974.49 | TDOA MBIA | 9,009.31 | 13,983.80 |
| 2021 596 DA TIBOSE FUND | FIN CLEAR | 2,605.29 | MBIA | | 2,605.29 |
| 2021 600 JUSTICE COURT TECHNOLOGY FUND | FIN CLEAR | 1,883.76 | TDOA MBIA | 52,689.29 | 54,573.05 |
| 2021 800 CONTRIBUTION RELIEF FUND | FIN CLEAR | | TDOA | 16,082.93 | 16,082.93 |
| 2021 802 VETERAN'S MEMORIAL WALL FUND | FIN CLEAR | | TDOA | | |
| 2021 803 HISTORICAL COMMISSION | FIN CLEAR | 4,637.10 | TDOA | 5,285.52 | 9,922.62 |
| 2021 804 VAN TORNADO-ASSISTANCE | FIN CLEAR | | | | |
| 2021 805 FEMA - DEC 2015 STORM | FIN CLEAR | | TDOA | | |
| 2021 806 FEMA APRIL 2016 STORM | FIN CLEAR | | | | |
| 2021 807 HAZARD MITIGATION GRANT | FIN CLEAR | | TDOA | | |
| 2021 808 COURTHOUSE PLANNING GRANT | FIN CLEAR | .80- | | | .80- |
| 2021 809 PRETRIAL INTERVENTION PROGRAM | FIN CLEAR | 14,407.14 | TDOA | 49,852.24 | 64,259.38 |
| 2021 810 SHERIFF JUSTICE FORFEITURE | FIN CLEAR | 870.00 | TDOA | 25,452.27 | 26,322.27 |
| 2021 811 SHERIFF TREASURY FORFEITURE | FIN CLEAR | | TDOA | | |
| 2021 812 CONSTABLE PCT #1 FORFEITURE | FIN CLEAR | 500.00 | TDOA | | 500.00 |
| 2021 813 VOICES - JUV CJD GRANT | FIN CLEAR | 12,672.60- | | | 12,672.60- |
| 2021 814 LOCAL TRUANCY PREVENTION & DEFIN | FIN CLEAR | 7,389.51 | TDOA | | 7,389.51 |
| 2021 815 COVID -19 | FIN CLEAR | 82,604.99- | TDOA MBIA | 47.50 | 82,557.49- |
| 2021 816 COUNTY INFRASTRUCTURE FUND GRANT | FIN CLEAR | 12.61 | TDOA MBIA | | 12.61 |
| 2021 817 AMERICAN RESCUE PLAN | FIN CLEAR | | TDOA MBIA | | |

TOTAL

1,038,790.61

22,480,450.01

23,519,240.62

CHECK ACCOUNT

| | |
|------------------------------|------------|
| ACCOUNT BALANCE - FIN CLEAR | 585,298.77 |
| ACCOUNT BALANCE - CITY JURY | 3,411.00 |
| ACCOUNT BALANCE - ESCROW #3 | 6,000.90 |
| ACCOUNT BALANCE - ESCROW #4 | 7,454.26 |
| ACCOUNT BALANCE - ESCROW #5 | 16,373.58 |
| ACCOUNT BALANCE - ESCROW #10 | 29,056.22 |
| ACCOUNT BALANCE - ESCROW #17 | 6,480.09 |
| ACCOUNT BALANCE - ESCROW #26 | 1,001.65 |
| ACCOUNT BALANCE - ESCROW #27 | 2,927.33 |
| ACCOUNT BALANCE - ESCROW #34 | 9,663.00 |
| ACCOUNT BALANCE - ESCROW #36 | 3,135.13 |
| ACCOUNT BALANCE - ESCROW #84 | 640.68 |
| ACCOUNT BALANCE - DEBT CL | 173,308.18 |
| ACCOUNT BALANCE - PAYCLEAR | 194,039.82 |

TOTAL

1,038,790.61

TDOA ACCOUNT

| | |
|------------------------|---------------|
| ACCOUNT BALANCE - TDOA | 11,667,901.20 |
| ACCOUNT BALANCE - MBIA | 10,812,548.81 |

TOTAL

22,480,450.01

| FUND NAME | **** MONTH TO DATE **** REVENUES | **** MONTH TO DATE **** EXPENSES | **** YEAR TO DATE **** REVENUES | **** YEAR TO DATE **** EXPENSES |
|-------------------------------------|-------------------------------------|-------------------------------------|------------------------------------|------------------------------------|
| 2021 GENERAL FUND | 1,429,458.41 | 690,629.86 | 11,461,096.31 | 4,511,600.79 |
| 2021 RESERVE FUNDS | .00 | .00 | .00 | .00 |
| 2021 SHERIFF CHAPTER 59 FORFEITURE | .26 | .00 | 6.65 | .00 |
| 2021 DA FORFEITURE FUND | .00 | .00 | .00 | .00 |
| 2021 BUILDING SECURITY FUND | 5,286.47 | 4,614.96 | 31,328.29 | 26,582.05 |
| 2021 JUSTICE COURT BLDG SECURITY | 222.51 | 124.00 | 994.35 | 801.00 |
| 2021 DA FORFEITURE FUND | .00 | .00 | .00 | .00 |
| 2021 ROAD & BRIDGE - PCT. 1 | 193,774.27 | 78,199.84 | 1,463,742.28 | 604,707.73 |
| 2021 ROAD & BRIDGE - PCT. 2 | 245,260.13 | 85,544.09 | 1,866,072.23 | 702,961.63 |
| 2021 ROAD & BRIDGE - PCT. 3 | 250,233.01 | 144,775.59 | 1,752,821.15 | 877,228.43 |
| 2021 ROAD & BRIDGE - PCT. 4 | 191,757.61 | 121,095.83 | 1,541,641.70 | 786,137.94 |
| 2021 ROAD & BRIDGE - GEN | 4,718.33 | 4,170.09 | 28,310.30 | 27,889.41 |
| 2021 VICTIM COORDINATOR GRANT | 3,557.01 | 4,532.30 | 17,287.40 | 27,325.82 |
| 2021 DA FORFEITURE FUND II | 52,413.35 | 44,672.70 | 100,893.54 | 64,388.07 |
| 2021 CONSTABLE PCT #4 SEIZURE | .06 | .00 | 2.32 | 1,941.00 |
| 2021 COUNTY LAW LIBRARY FUND | 2,066.11 | 2,040.93 | 13,084.61 | 10,549.05 |
| 2021 COUNTY FREE LIBRARY | 11,106.68 | 8,840.96 | 64,866.11 | 53,168.41 |
| 2021 DIGITIZE RECORDS | 1,106.34 | .00 | 7,375.86 | .00 |
| 2021 SUPPLEMENTAL GUARDIANSHIP | 220.55 | .00 | 1,754.06 | .00 |
| 2021 COUNTY CHILD ABUSE PREVENTION | 14.27 | .00 | 116.59 | .00 |
| 2021 COURT RELATED PROGRAMS | 426.79 | .00 | 2,876.04 | .00 |
| 2021 COUNTY & DISTRICT TECH FUND | 100.19 | .00 | 709.72 | .00 |
| 2021 CAPITALCREDITSECONOMICDEVELOP | 8.10 | .00 | 137.02 | .00 |
| 2021 DISTRICT CLERK TECHNOLOGY FUND | 450.47 | .00 | 3,312.24 | .00 |
| 2021 CHAPTER 19 | .00 | .00 | .00 | .00 |
| 2021 COUNTY RECORDS FUND | 755.73 | 200.00 | 4,481.02 | 1,260.00 |

| FUND NAME | **** MONTH TO DATE **** REVENUES | **** YEAR TO DATE **** REVENUES | **** MONTH TO DATE **** EXPENSES | **** YEAR TO DATE **** EXPENSES |
|--------------------------------------|-------------------------------------|------------------------------------|-------------------------------------|------------------------------------|
| 2021 COUNTY CLERK RECORDS FUND | 8,974.20 | 57,067.90 | .00 | 15,263.49 |
| 2021 DISTRICT CLERK RECORDS FUND | 236.33 | 1,772.89 | .00 | .00 |
| 2021 COUNTY CLERK ARCHIVE | 8,961.12 | 56,629.20 | .00 | .00 |
| 2021 PERMANENT IMPROVEMENT FUND | .00 | 2.05 | .00 | .00 |
| 2021 RIGHT-OF-WAY FUND | .00 | .00 | .00 | .00 |
| 2021 TAX ANTICIPATION NOTES | .00 | .00 | .00 | .00 |
| 2021 DEBT SERVICE FUND | 130,112.51 | 1,121,810.00 | .00 | 475,066.80 |
| 2021 VZC INDIGENT HEALTH PROGRAM | 10,000.00 | 60,000.00 | 5,825.31 | 69,627.32 |
| 2021 SOIL CONSERVATION DIST FUND | 87,260.81 | 579,109.75 | 34,724.43 | 621,587.32 |
| 2021 APPELLATE JUSTICE SYSTEM FUND | 295.00 | 1,865.00 | .00 | 2,160.00 |
| 2021 PAYROLL CLEARING ACCOUNT. | .00 | .00 | .00 | .00 |
| 2021 GEN FIXED ASSETS ACCOUNT GRP | .00 | .00 | .00 | .00 |
| 2021 LONG TERM DEBT GROUP | .00 | .00 | .00 | .00 |
| 2021 VAN ZANDT COUNTY JAIL | 13,196.47 | 672,591.92 | 182,040.31 | 818,969.76 |
| 2021 VAN ZANDT COUNTY SHERIFF DEPT | 419.01 | 681,146.30 | 180,104.05 | 1,047,160.88 |
| 2021 SOLID WASTE GRANT | .00 | .00 | .00 | .00 |
| 2021 2020 HAVA CARES ACT | .23 | 6.10 | .78 | 18,699.21 |
| 2021 FRUITVALE 2021 TXCDBG 7220480 | .00 | .00 | .00 | .00 |
| 2021 BENWHEELERMSC 71348911131115 | .00 | .00 | .00 | .00 |
| 2021 LITTLEHOPENMOOREWSC713026081315 | .00 | .00 | .00 | .00 |
| 2021 PRETRIAL SUPERVISION | 8,752.00 | 24,972.27 | 3,562.37 | 25,001.46 |
| 2021 COMMUNITY SUP & CORRECTIONS | 60,242.45 | 306,181.00 | 41,070.93 | 288,441.91 |
| 2021 ADULT PROBATION CIVIL | 1,948.61 | 7,045.91 | 980.47 | 7,539.59 |
| 2021 HIGH RISK SUBSTANCE ABUSE -CCP | 11,226.00 | 33,826.89 | 3,753.20 | 26,354.09 |
| 2021 HIGH RISK SEX OFFENDER -CCP | 11,239.00 | 37,679.18 | 4,389.85 | 30,830.03 |
| 2021 GRANT C COMMIT REDUCTION PROG | .00 | .00 | .00 | .00 |

| FUND NAME | **** MONTH TO DATE **** REVENUES | **** YEAR TO DATE **** REVENUES | **** MONTH TO DATE **** EXPENSES | **** YEAR TO DATE **** EXPENSES |
|------------------------------------|-------------------------------------|------------------------------------|-------------------------------------|------------------------------------|
| 2021 JUVENILE PROBATION FUND | 25,066.92 | 41,790.73 | 277,469.47 | 264,699.62 |
| 2021 VZCJPD STATE AID GRANT A | 90,791.95 | 39,028.21 | 350,238.93 | 274,969.37 |
| 2021 VZCJPD - GRANT N | .00 | .00 | .00 | .00 |
| 2021 D A SUPPLEMENTAL FUND | .00 | 1,720.58 | 7,511.34 | 9,839.66 |
| 2021 VOICES - JUV CJD GRANT | .00 | .00 | .00 | .00 |
| 2021 ETCOG RESIDENTIAL | 900.00 | .00 | 2,186.08 | 2,536.08 |
| 2021 JUVENILE PROBATION INTEREST | 14.15 | .00 | 109.20 | .00 |
| 2021 REGIONAL SERVICE ENHANCEMENT | 13,932.00 | 10,531.17 | 60,837.80 | 48,836.83 |
| 2021 GRANT S | .00 | .00 | .00 | .00 |
| 2021 MENTAL IMPAIRMENT CASELOAD | 8,618.00 | 3,713.64 | 25,854.00 | 26,066.40 |
| 2021 INDIGENT DEFENSE GRANT | .00 | 3,926.76 | 11.30 | 22,938.44 |
| 2021 FIRE MARSHAL | 18,670.78 | 8,065.22 | 104,732.34 | 86,726.47 |
| 2021 TECHNOLOGY RESOURCES | .00 | .00 | 1.07 | .00 |
| 2021 HAVA ELECTION GRANT | .24 | .00 | 6.18 | .00 |
| 2021 GOLDEN WATER SUPPLY CORP | .00 | .00 | .00 | .00 |
| 2021 D.A. CHECK COLLECTION FUND | .17 | 241.25 | 522.00 | 1,419.80 |
| 2021 CONSTABLE #1 TIEOSE FUND | .00 | .00 | 792.43 | 125.00 |
| 2021 CONSTABLE #2 TIEOSE FUND | .00 | .00 | .00 | .00 |
| 2021 CONSTABLE #3 TIEOSE FUND | .00 | .00 | .00 | .00 |
| 2021 CONSTABLE #4 TIEOSE FUND | .07 | .00 | 644.19 | 582.82 |
| 2021 SHERIFF TIEOSE FUND | .14 | .00 | 4,242.88 | 748.13 |
| 2021 DA TIEOSE FUND | 642.52 | .00 | 642.52 | .00 |
| 2021 JUSTICE COURT TECHNOLOGY FUND | 786.63 | 6,600.00 | 3,431.05 | 10,871.83 |
| 2021 CONTRIBUITION RELIEF FUND | .00 | .00 | .00 | .00 |
| 2021 VETERAN'S MEMORIAL WALL FUND | .00 | .00 | .00 | .00 |
| 2021 HISTORICAL COMMISSION | 404.56 | .00 | 2,042.62 | .00 |

| FUND NAME | ***** MONTH TO DATE ***** REVENUES | ***** YEAR TO DATE ***** REVENUES | ***** MONTH TO DATE ***** EXPENSES | ***** YEAR TO DATE ***** EXPENSES |
|---------------------------------------|---------------------------------------|--------------------------------------|---------------------------------------|--------------------------------------|
| 2021 VAN TORNADO-ASSISTANCE | .00 | .00 | .00 | .00 |
| 2021 FEMA - DEC 2015 STORM | .00 | .00 | .00 | .00 |
| 2021 FEMA APRIL 2016 STORM | .00 | .00 | .00 | .00 |
| 2021 HAZARD MITIGATION GRANT | .00 | .00 | .00 | .00 |
| 2021 COURTHOUSE PLANNING GRANT | 84,713.76 | .80- | .00 | .00 |
| 2021 PRETRIAL INTERVENTION PROGRAM | 1,900.79 | 12,876.46 | 1,419.42 | 4,074.63 |
| 2021 SHERIFF JUSTICE FORFEITURE FUN | .40 | 10.37 | .00 | .00 |
| 2021 SHERIFF TREASURY FORFEITURE FU | .00 | .00 | .00 | .00 |
| 2021 CONSTABLE PCT #1 FORFEITURE FU | .00 | .00 | .00 | .00 |
| 2021 VOICES - JUV CJD GRANT | .00 | 10,551.23 | 3,962.49 | 21,860.29 |
| 2021 LOCAL TRUANCY PREVENTION & DIV | 595.05 | 3,246.15 | .00 | 150.00 |
| 2021 COVID -19 | .00 | 438,254.04 | 1.05 | 535,962.89 |
| 2021 COUNTY INFRASTRUCTURE FUND GRANT | .00 | 55,769.86 | .00 | 55,757.25 |
| 2021 AMERICAN RESCUE PLAN | .00 | .00 | .00 | .00 |
| TOTAL | 2,992,838.52 | 23,366,598.86 | 1,766,893.37 | 12,511,408.70 |

| ACCOUNT NAME | BEGINNING CASH BALANCE | CASH RECEIPTS | CASH DISBURSEMENTS | ENDING CASH BALANCE |
|--|------------------------|---------------|--------------------|---------------------|
| 2021 010 GENERAL FUND | | | | |
| CASH | 1.00 | .00 | .00 | 1.00 |
| COINS | 418,848.58 | 2,224,369.50 | 2,471,970.27 | 171,247.81 |
| RETURNED CHECK FEES | .00 | .00 | .00 | .00 |
| AMERICAN NATIONAL CASH | .00 | .00 | .00 | .00 |
| VZC JURY CASH CLEARING | .00 | .00 | .00 | .00 |
| VZC CHECKING DEBT SERVICE | 3,411.00 | 1,012.00 | 1,012.00 | 3,411.00 |
| PETTY CASH COLLECTION-PCT. 1 | .00 | .00 | .00 | .00 |
| PETTY CASH-CITY CLERK | 100.00 | .00 | .00 | 100.00 |
| PETTY CASH-DIST CLERK | 500.00 | .00 | .00 | 500.00 |
| PETTY CASH-DIST CLERK | 400.00 | .00 | .00 | 400.00 |
| COUNTY COURT JURY CASH | .00 | .00 | .00 | .00 |
| DISTRICT COURT JURY CASH | .00 | .00 | .00 | .00 |
| PETTY CASH-UP #1 | 200.00 | .00 | .00 | 200.00 |
| PETTY CASH-UP #2 | 200.00 | .00 | .00 | 200.00 |
| PETTY CASH - JP #4 | 200.00 | .00 | .00 | 200.00 |
| PETTY CASH-SHERIFF | 200.00 | .00 | .00 | 200.00 |
| PETTY CASH-TAX COLLECTOR | 3,300.00 | .00 | .00 | 3,300.00 |
| PETTY CASH-TAX COLLECTOR | .00 | .00 | .00 | .00 |
| PETTY CASH-TAX (BOAT) | 2.70 | .00 | .00 | 2.70 |
| PETTY CASH-TAX (BOAT CK ACCT) | 2.70 | .00 | .00 | 2.70 |
| TIME DEPOSIT ON ACCOUNT | 4,565,181.34 | 1,215,110.74 | 500,000.00 | 5,280,292.08 |
| TIME DEPOSIT ON ACCOUNT | 5,800,992.78 | 535.72 | .00 | 5,801,528.50 |
| MBIA MUNICIPAL INVESTORS SERV | 10,793,337.40 | 3,441,027.96 | 2,972,982.27 | 11,261,383.09 |
| FUND TOTALS | | | | |
| 2021 012 RESERVE FUNDS | | | | |
| CASH | .00 | .00 | .00 | .00 |
| TIME DEPOSIT ON ACCOUNT | .00 | .00 | .00 | .00 |
| MBIA MUNICIPAL INVESTORS SERV | .00 | .00 | .00 | .00 |
| FUND TOTALS | .00 | .00 | .00 | .00 |
| 2021 015 SHERIFF CHAPTER 59 FOREFEITURE | | | | |
| CASH | 2,433.02 | .00 | .00 | 2,433.02 |
| AMERICAN NATIONAL CASH | .00 | .00 | .00 | .00 |
| CASH-OTHER | .00 | .00 | .00 | .00 |
| TIME DEPOSIT ON ACCOUNT | 16,355.76 | .26 | .00 | 16,356.02 |
| MBIA MUNICIPAL INVESTORS SERV | .00 | .00 | .00 | .00 |
| FUND TOTALS | 18,788.78 | .26 | .00 | 18,789.04 |
| 2021 016 DA FOREFEITURE FUND | | | | |
| CASH | .00 | .00 | .00 | .00 |
| D. A. ESCROW/BART ROGERS | .00 | .00 | .00 | .00 |
| D. A. ESCROW | .00 | .00 | .00 | .00 |
| D. A. ESCROW/CALE | 6,000.44 | .46 | .00 | 6,000.90 |
| D. A. ESCROW/RODRIGUEZ | 7,453.63 | .63 | .00 | 7,454.26 |
| D. A. ESCROW | 16,372.19 | 1.39 | .00 | 16,373.58 |
| D. A. ESCROW/KOROSEC | .00 | .00 | .00 | .00 |
| D. A. ESCROW | .00 | .00 | .00 | .00 |
| D. A. ESCROW | .00 | .00 | .00 | .00 |
| D. A. ESCROW | .00 | .00 | .00 | .00 |
| D. A. ESCROW | 29,053.75 | 2.47 | .00 | 29,056.22 |
| D. A. ESCROW/ASHFRD, BRCHR, ALEX | .00 | .00 | .00 | .00 |
| D. A. ESCROW | .00 | .00 | .00 | .00 |
| D. A. ESCROW | .00 | .00 | .00 | .00 |
| D. A. ESCROW | .00 | .00 | .00 | .00 |
| D. A. ESCROW | .00 | .00 | .00 | .00 |
| D. A. ESCROW/K. TURNER | 6,479.54 | .55 | .00 | 6,480.09 |

| ACCOUNT NAME | BEGINNING CASH BALANCE | CASH RECEIPTS | CASH DISBURSEMENTS | ENDING CASH BALANCE |
|-----------------------------------|------------------------|---------------|--------------------|---------------------|
| 2021 021 ROAD & BRIDGE - PCT. 1 | | | | |
| CASH | 26,622.75 | 253,982.67 | 233,778.80 | 46,826.62 |
| TIME DEPOSIT ON ACCOUNT | 605,572.43 | 130,011.32 | 60,000.00 | 675,383.75 |
| MBIA MUNICIPAL INVESTORS | 655,103.42 | 58,148 | 00 | 655,161.90 |
| FUND TOTALS | 1,287,298.60 | 384,052.47 | 293,778.80 | 1,377,572.27 |
| 2021 022 ROAD & BRIDGE - PCT. 2 | | | | |
| CASH | 33,245.86 | 295,323.04 | 297,791.14 | 30,777.76 |
| TIME DEPOSIT ON ACCOUNT | 644,110.23 | 190,012.79 | 50,000.00 | 784,123.02 |
| MBIA MUNICIPAL INVESTORS | 1,252,573.60 | 111,82 | 00 | 1,252,685.42 |
| FUND TOTALS | 1,929,929.69 | 485,447.63 | 347,791.14 | 2,067,586.20 |
| 2021 023 ROAD & BRIDGE - PCT. 3 | | | | |
| CASH | 10,760.45 | 350,291.75 | 305,441.99 | 55,610.21 |
| TIME DEPOSIT ON ACCOUNT | 833,305.05 | 100,014.24 | 100,000.00 | 833,319.29 |
| MBIA MUNICIPAL INVESTORS | 705,110.46 | 62,95 | 00 | 705,173.41 |
| FUND TOTALS | 1,549,175.96 | 450,368.94 | 405,441.99 | 1,594,102.91 |
| 2021 024 ROAD & BRIDGE - PCT. 4 | | | | |
| CASH | 33,659.66 | 366,831.36 | 366,357.73 | 34,133.29 |
| TIME DEPOSIT ON ACCOUNT | 621,892.00 | 8,56 | 175,000.00 | 446,900.56 |
| MBIA MUNICIPAL INVESTORS | 705,110.84 | 62,95 | 00 | 705,173.79 |
| FUND TOTALS | 1,360,662.50 | 366,902.87 | 541,357.73 | 1,186,207.64 |
| 2021 026 ROAD & BRIDGE - GEN | | | | |
| CASH | 4,843.59 | 4,720.72 | 6,409.59 | 3,154.72 |
| TIME DEPOSIT ON ACCOUNT | 1,021.79 | .01 | .00 | 1,021.80 |
| MBIA MUNICIPAL INVESTORS | .00 | .00 | .00 | .00 |
| FUND TOTALS | 5,865.38 | 4,720.73 | 6,409.59 | 4,176.52 |
| 2021 035 VICTIM COORDINATOR GRANT | | | | |
| CASH | 7,681.25 | 3,601.78 | 7,115.06 | 11,194.53 |
| TIME DEPOSIT ON ACCOUNT | .00 | .00 | .00 | .00 |
| MBIA MUNICIPAL INVESTORS | .00 | .00 | .00 | .00 |
| FUND TOTALS | 7,681.25 | 3,601.78 | 7,115.06 | 11,194.53 |
| 2021 036 DA FORFEITURE FUND II | | | | |
| CASH | 25,398.65 | 77,412.28 | 100,050.24 | 2,760.69 |
| TIME DEPOSIT ON ACCOUNT | 27,230.16 | 55,001.07 | 25,000.00 | 57,231.23 |
| MBIA MUNICIPAL INVESTORS | .00 | .00 | .00 | .00 |
| FUND TOTALS | 52,628.81 | 132,413.35 | 125,050.24 | 59,991.92 |
| 2021 037 CONSTABLE PCT #4 SEIZURE | | | | |
| CASH | 819.89 | .00 | .00 | 819.89 |
| TIME DEPOSIT ON ACCOUNT | 3,884.71 | .06 | .00 | 3,884.77 |
| MBIA MUNICIPAL INVESTORS | .00 | .00 | .00 | .00 |
| FUND TOTALS | 4,704.60 | .06 | .00 | 4,704.66 |
| 2021 040 COUNTY LAW LIBRARY FUND | | | | |
| CASH | 7,684.97 | 2,065.00 | 4,207.41 | 5,542.56 |